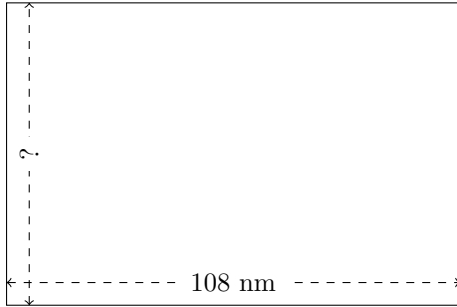


Rectangle Measurements (I)

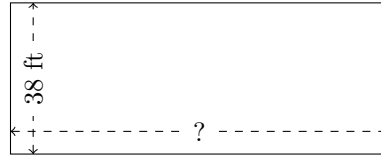
Calculate the missing measurements for each rectangle.

1.



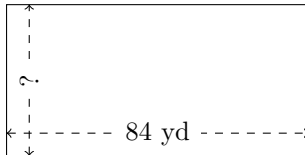
$$P = 360 \text{ nm}$$
$$A = ?$$

2.



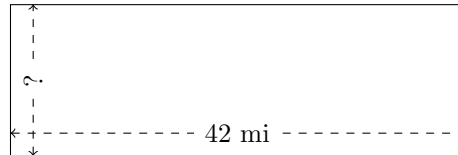
$$P = 266 \text{ ft}$$
$$A = ?$$

3.




$$P = 252 \text{ yd}$$
$$A = ?$$

4.



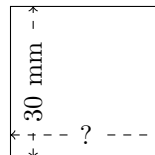
$$P = 112 \text{ mi}$$
$$A = ?$$

5.



$$P = 196 \text{ m}$$
$$A = ?$$

6.



$$P = 120 \text{ mm}$$
$$A = ?$$