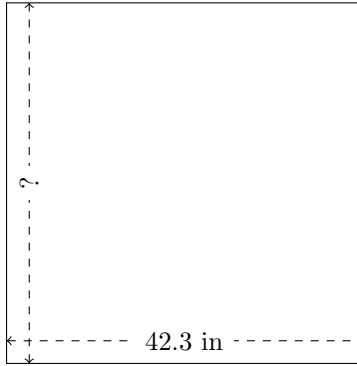


Rectangle Measurements (D)


Calculate the missing measurements for each rectangle.

1.



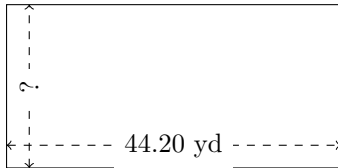
$$P = ?$$
$$A = 1815.939 \text{ in}^2$$

2.



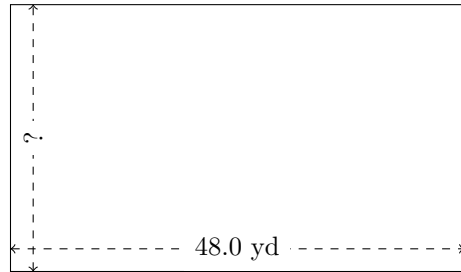
$$P = ?$$
$$A = 2811.6 \text{ km}^2$$

3.



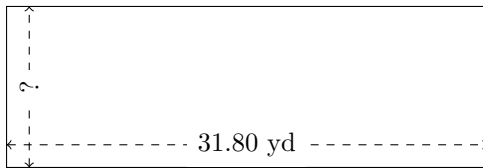
$$P = ?$$
$$A = 954.72 \text{ yd}^2$$

4.




$$P = ?$$
$$A = 1355.52 \text{ yd}^2$$

5.



$$P = ?$$
$$A = 338.67 \text{ yd}^2$$

6.



$$P = ?$$
$$A = 20.64 \text{ km}^2$$