


# Rectangle Measurements (J)

Calculate the missing measurements for each rectangle.

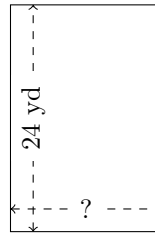
1.



$$P = ?$$

$$A = 1690 \text{ mm}^2$$

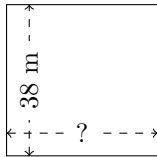
2.



$$P = ?$$

$$A = 384 \text{ yd}^2$$

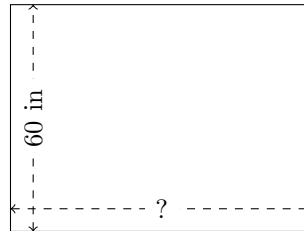
3.



$$P = ?$$

$$A = 1444 \text{ m}^2$$

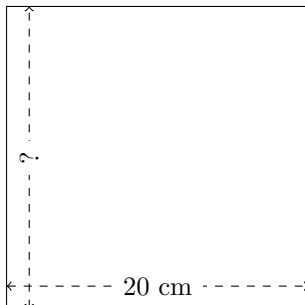
4.



$$P = ?$$

$$A = 4800 \text{ in}^2$$

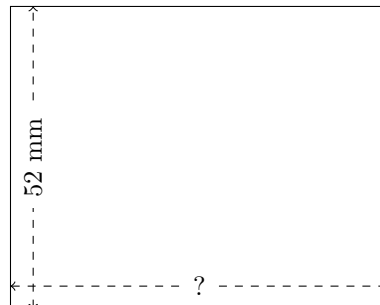
5.



$$P = ?$$

$$A = 400 \text{ cm}^2$$

6.



$$P = ?$$

$$A = 3380 \text{ mm}^2$$