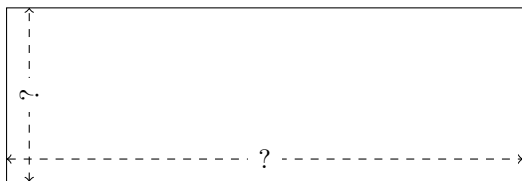


Rectangle Measurements (E)


Calculate the missing measurements for each rectangle.

1.




$$P = 146.08 \text{ m}$$
$$A = 1005.376 \text{ m}^2$$

2.




$$P = 90.4 \text{ yd}$$
$$A = 499.2 \text{ yd}^2$$

3.




$$P = 126.14 \text{ km}$$
$$A = 961.9092 \text{ km}^2$$

4.



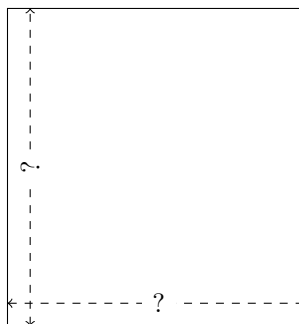
$$P = 92.96 \text{ nm}$$
$$A = 507.15 \text{ nm}^2$$

5.



$$P = 88.1 \text{ ft}$$
$$A = 459.85 \text{ ft}^2$$

6.



$$P = 49.2 \text{ ft}$$
$$A = 151.2 \text{ ft}^2$$