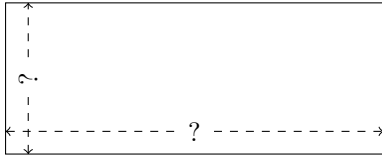


Rectangle Measurements (D)

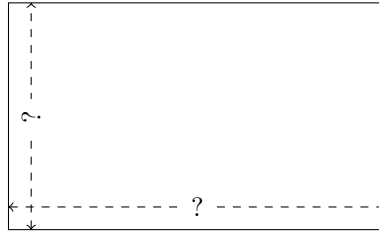
Calculate the missing measurements for each rectangle.

1.



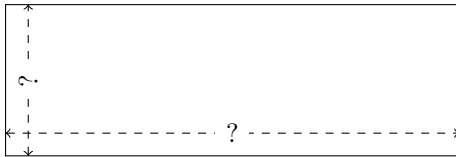
$$P = 336 \text{ yd}$$
$$A = 5760 \text{ yd}^2$$

2.



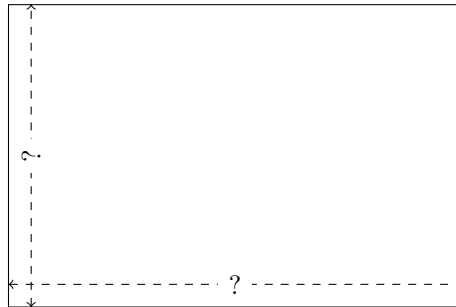
$$P = 288 \text{ in}$$
$$A = 4860 \text{ in}^2$$

3.




$$P = 352 \text{ cm}$$
$$A = 5808 \text{ cm}^2$$

4.



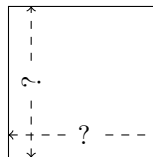
$$P = 500 \text{ mi}$$
$$A = 15,000 \text{ mi}^2$$

5.



$$P = 238 \text{ mi}$$
$$A = 3468 \text{ mi}^2$$

6.



$$P = 160 \text{ in}$$
$$A = 1600 \text{ in}^2$$