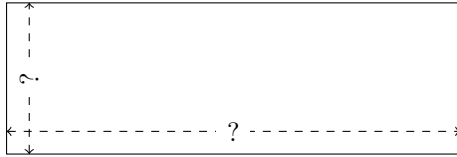


Rectangle Measurements (G)


Calculate the missing measurements for each rectangle.

1.



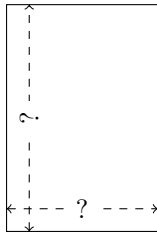
$$P = 256 \text{ cm}$$
$$A = 3072 \text{ cm}^2$$

2.



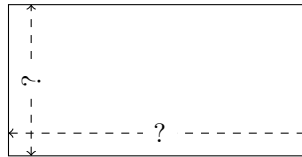
$$P = 100 \text{ km}$$
$$A = 600 \text{ km}^2$$

3.



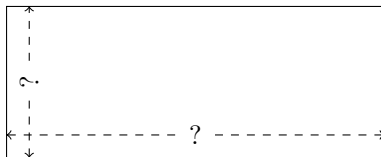
$$P = 150 \text{ mi}$$
$$A = 1350 \text{ mi}^2$$

4.



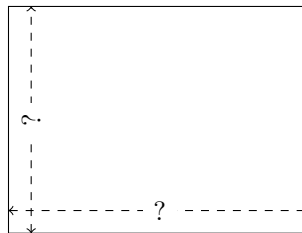
$$P = 120 \text{ nm}$$
$$A = 800 \text{ nm}^2$$

5.



$$P = 154 \text{ ft}$$
$$A = 1210 \text{ ft}^2$$

6.



$$P = 252 \text{ cm}$$
$$A = 3888 \text{ cm}^2$$