


# Rectangle Measurements (E)

Calculate the missing measurements for each rectangle.

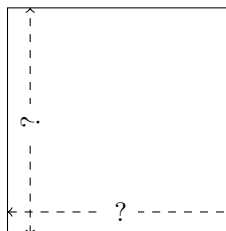
1.



$$P = 24 \text{ in}$$

$$A = 32 \text{ in}^2$$

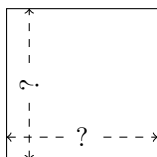
2.



$$P = 12 \text{ km}$$

$$A = 9 \text{ km}^2$$

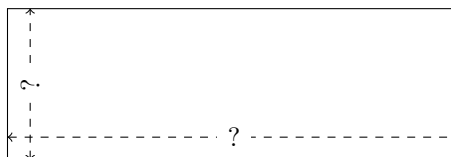
3.



$$P = 16 \text{ km}$$

$$A = 16 \text{ km}^2$$

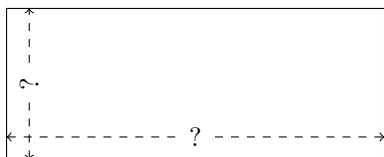
4.



$$P = 48 \text{ in}$$

$$A = 108 \text{ in}^2$$

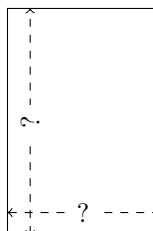
5.



$$P = 42 \text{ cm}$$

$$A = 90 \text{ cm}^2$$

6.



$$P = 20 \text{ mi}$$

$$A = 24 \text{ mi}^2$$