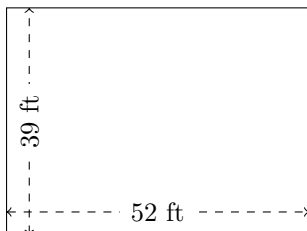


Rectangle Measurements (A)

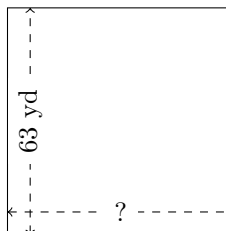
Calculate the missing measurements for each rectangle.

1.



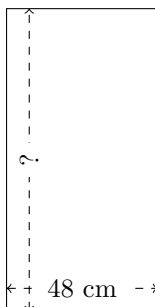
$$P = ?$$
$$A = ?$$

2.




$$P = 252 \text{ yd}$$
$$A = ?$$

3.



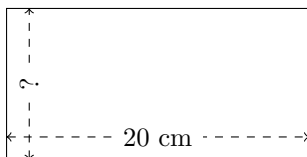
$$P = ?$$
$$A = 4608 \text{ cm}^2$$

4.




$$P = 400 \text{ mi}$$
$$A = 9600 \text{ mi}^2$$

5.



$$P = 60 \text{ cm}$$
$$A = ?$$

6.



$$P = ?$$
$$A = 3174 \text{ nm}^2$$