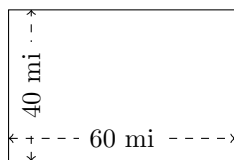


Rectangle Measurements (J)

Calculate the missing measurements for each rectangle.

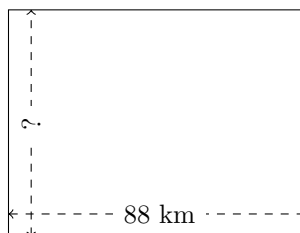
1.



$$P = ?$$

$$A = ?$$

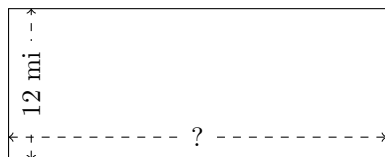
2.



$$P = 308 \text{ km}$$

$$A = ?$$

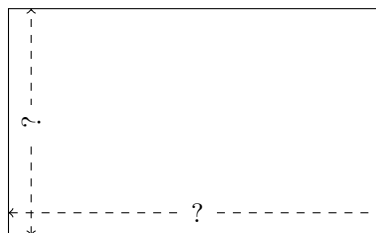
3.



$$P = ?$$

$$A = 360 \text{ mi}^2$$

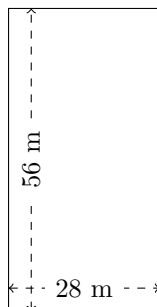
4.



$$P = 288 \text{ in}$$

$$A = 4860 \text{ in}^2$$

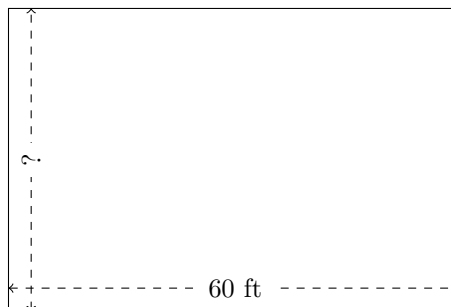
5.



$$P = ?$$

$$A = ?$$

6.



$$P = ?$$

$$A = 2400 \text{ ft}^2$$