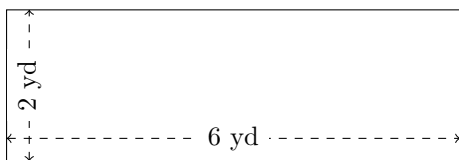


# Rectangle Measurements (E)

Calculate the missing measurements for each rectangle.

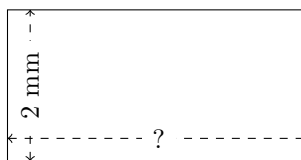
1.



$$P = ?$$

$$A = ?$$

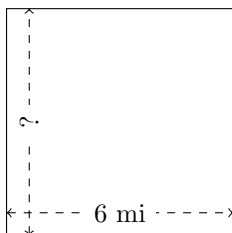
2.



$$P = 12 \text{ mm}$$

$$A = ?$$

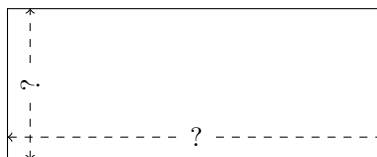
3.



$$P = ?$$

$$A = 36 \text{ mi}^2$$

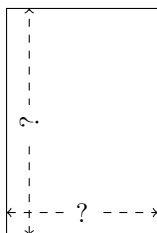
4.



$$P = 42 \text{ m}$$

$$A = 90 \text{ m}^2$$

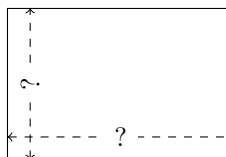
5.



$$P = 30 \text{ m}$$

$$A = 54 \text{ m}^2$$

6.



$$P = 10 \text{ km}$$

$$A = 6 \text{ km}^2$$