








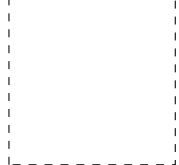
# Apples and Worms Picture Patterns (A)

Cut and paste a picture that continues each pattern.



1.  

2.  

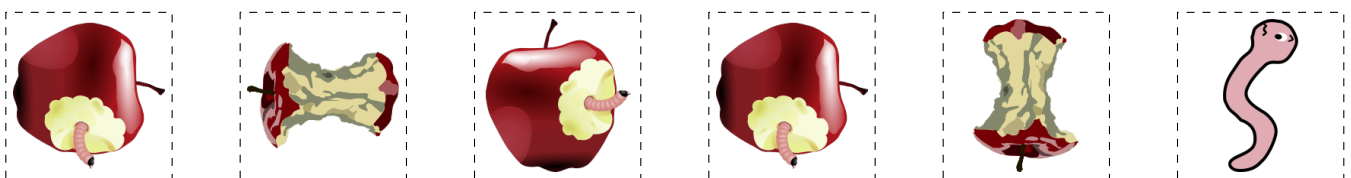
3.  

4.  

5.  

6.  

## Cut-outs



Images from [Openclipart.org](http://Openclipart.org)

Math-Drills.com