



Apples and Worms Picture Patterns (B)


Cut and paste a picture that continues each pattern.

1. 

2. 

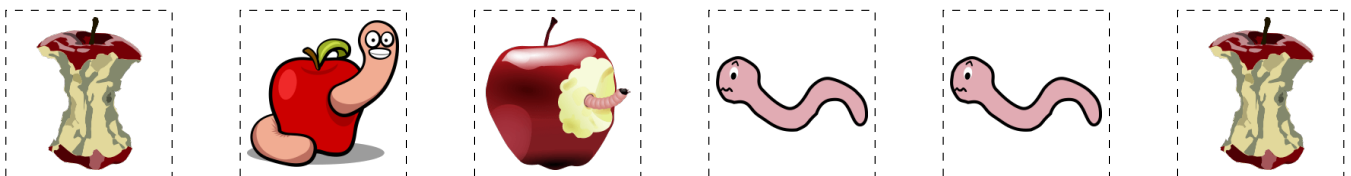
3. 

4. 

5. 

6. 

Cut-outs








Images from Openclipart.org

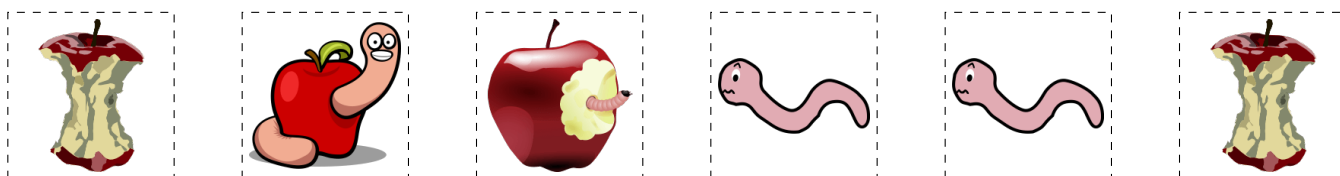
Math-Drills.com

Apples and Worms Picture Patterns (B) Answers

Cut and paste a picture that continues each pattern.



Cut-outs



Images from Openclipart.org

Math-Drills.com