


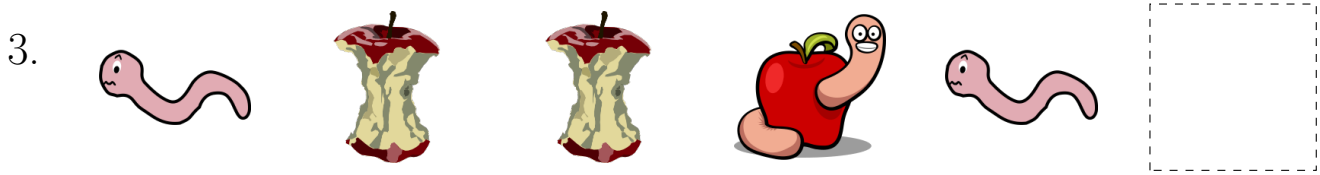


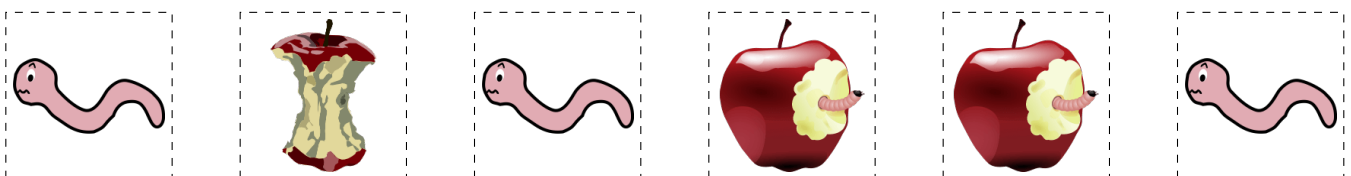


# Apples and Worms Picture Patterns (E)

Cut and paste a picture that continues each pattern.



Cut-outs









Images from [Openclipart.org](http://Openclipart.org)

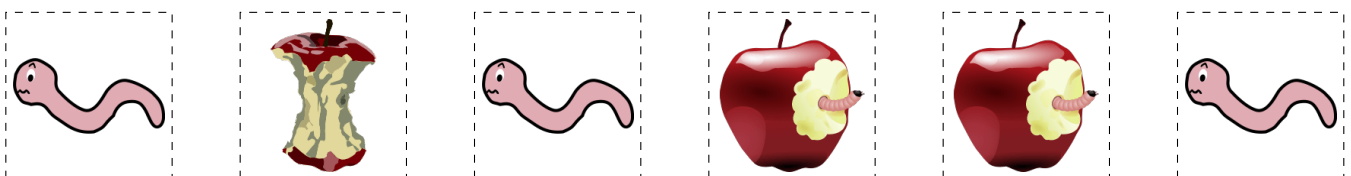
Math-Drills.com

# Apples and Worms Picture Patterns (E) Answers

Cut and paste a picture that continues each pattern.



Cut-outs



Images from [Openclipart.org](http://Openclipart.org)

Math-Drills.com