





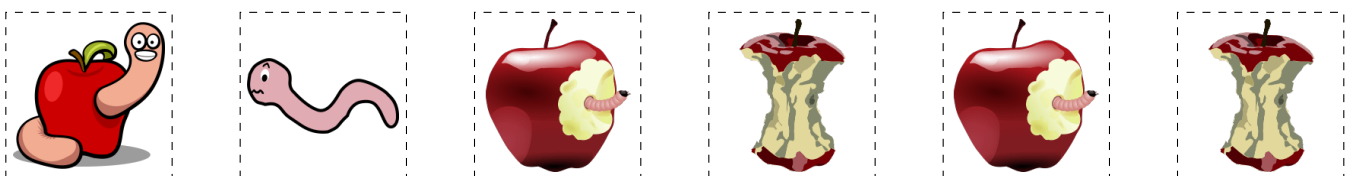


Apples and Worms Picture Patterns (A)

Cut and paste a picture that continues each pattern.



Cut-outs









Images from Openclipart.org

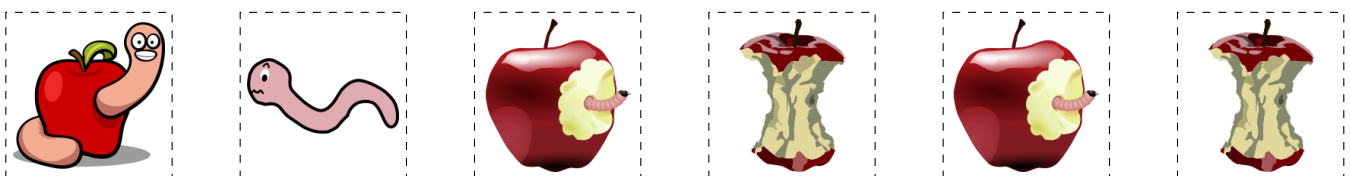
Math-Drills.com

Apples and Worms Picture Patterns (A) Answers

Cut and paste a picture that continues each pattern.



Cut-outs





Images from Openclipart.org

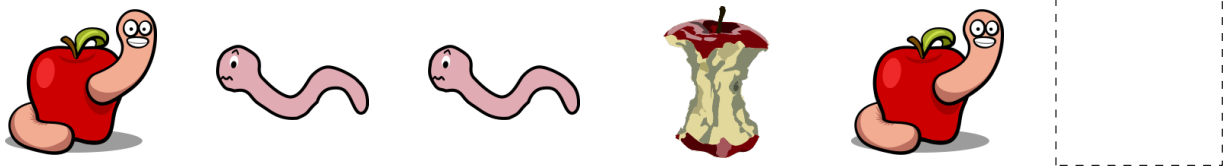
Math-Drills.com


Apples and Worms Picture Patterns (B)


Cut and paste a picture that continues each pattern.

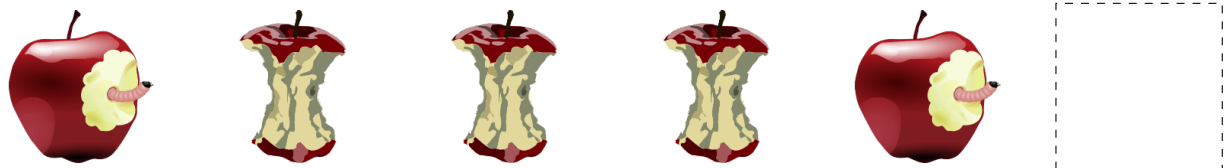
1. 

2. 

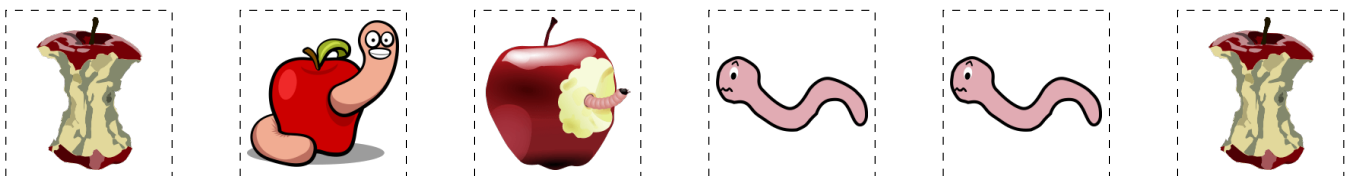
3. 

4. 

5. 

6. 

Cut-outs








Images from Openclipart.org

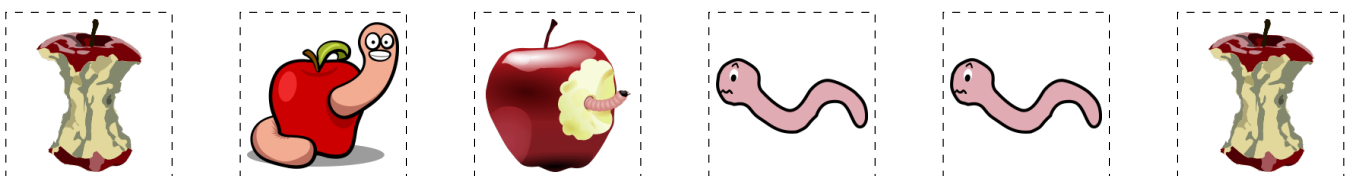
Math-Drills.com

Apples and Worms Picture Patterns (B) Answers

Cut and paste a picture that continues each pattern.



Cut-outs















Images from Openclipart.org







Math-Drills.com







Apples and Worms Picture Patterns (C)







Cut and paste a picture that continues each pattern.







1.      

2.      

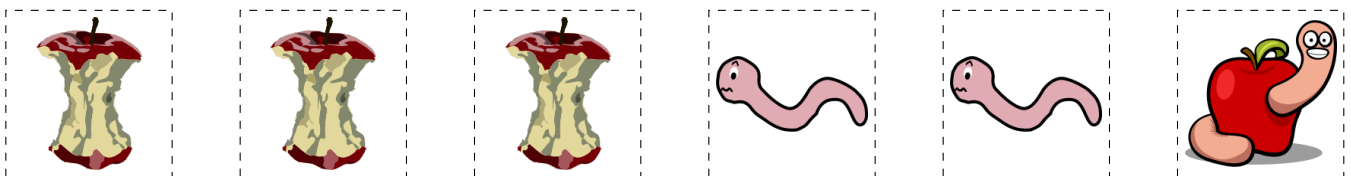
3.      

4.      

5.      

6.      

Cut-outs





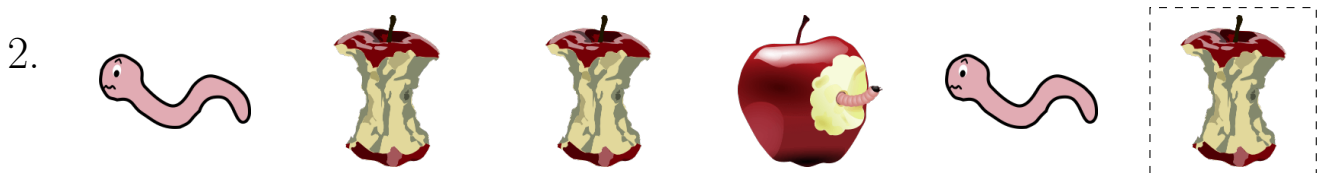



Images from Openclipart.org

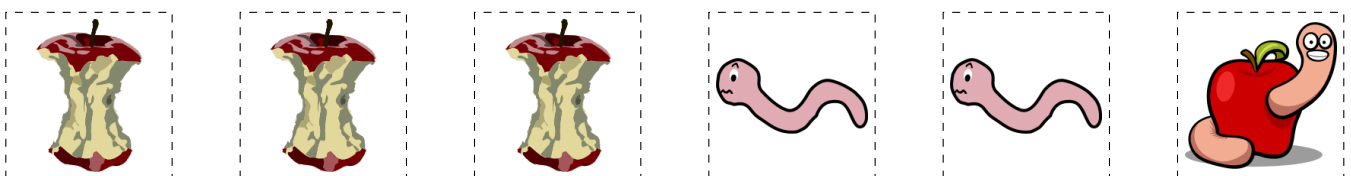
Math-Drills.com

Apples and Worms Picture Patterns (C) Answers

Cut and paste a picture that continues each pattern.



Cut-outs







Images from Openclipart.org



Math-Drills.com



Apples and Worms Picture Patterns (D)



Cut and paste a picture that continues each pattern.



1.  

2.  

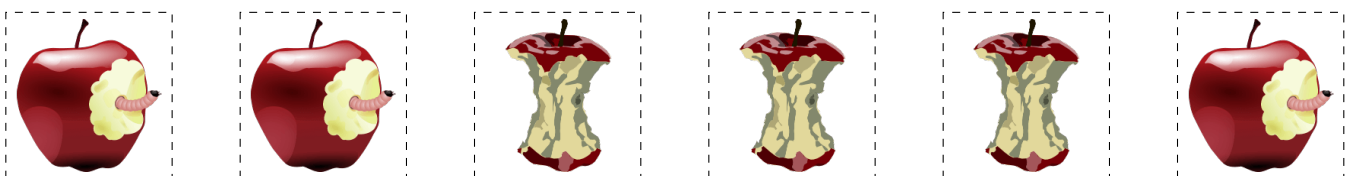
3.  

4.  

5.  

6.  

Cut-outs









Images from Openclipart.org

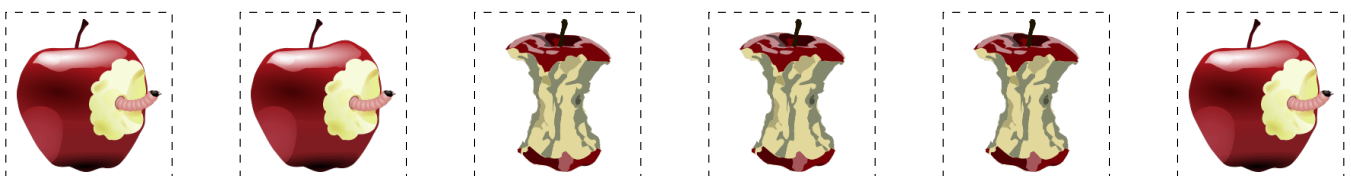
Math-Drills.com

Apples and Worms Picture Patterns (D) Answers

Cut and paste a picture that continues each pattern.



Cut-outs




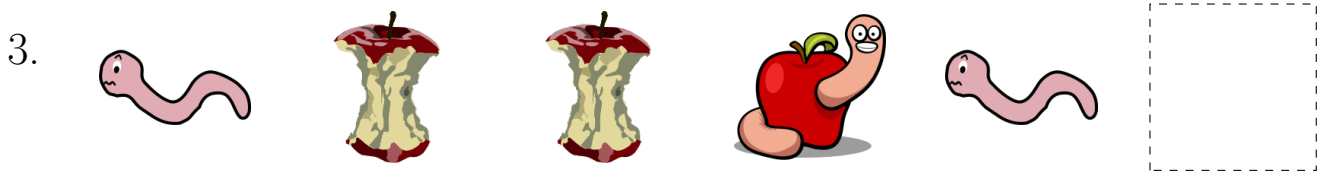




Images from Openclipart.org

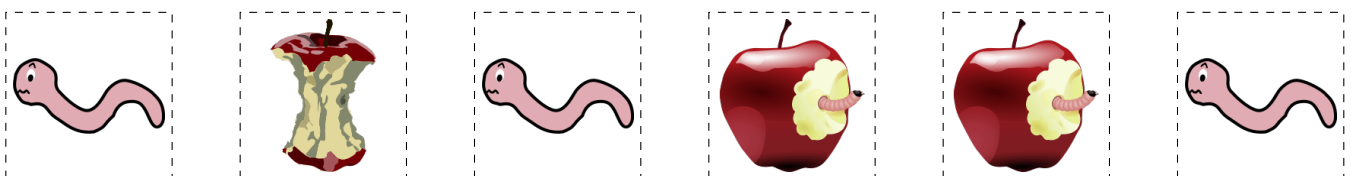
Math-Drills.com

Apples and Worms Picture Patterns (E)

Cut and paste a picture that continues each pattern.



Cut-outs









Images from Openclipart.org

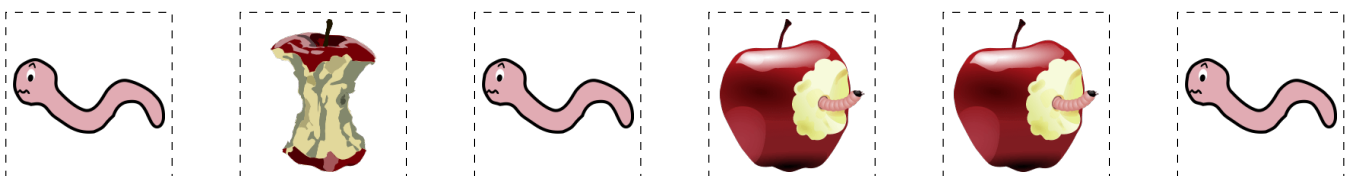
Math-Drills.com

Apples and Worms Picture Patterns (E) Answers

Cut and paste a picture that continues each pattern.



Cut-outs



Images from Openclipart.org

Math-Drills.com

Apples and Worms Picture Patterns (F)

Cut and paste a picture that continues each pattern.

1.



2.



3.



4.



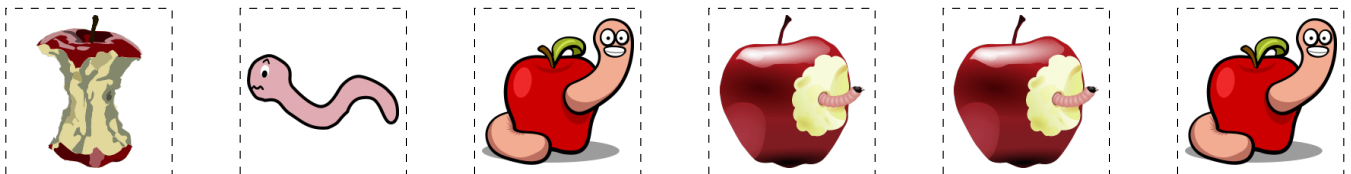
5.



6.



Cut-outs



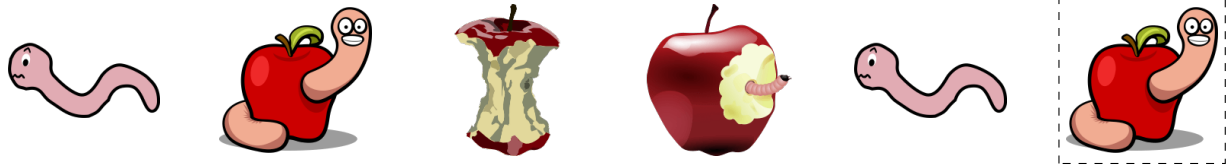
Images from Openclipart.org

Math-Drills.com


Apples and Worms Picture Patterns (F) Answers

Cut and paste a picture that continues each pattern.


1.




2.




3.




4.



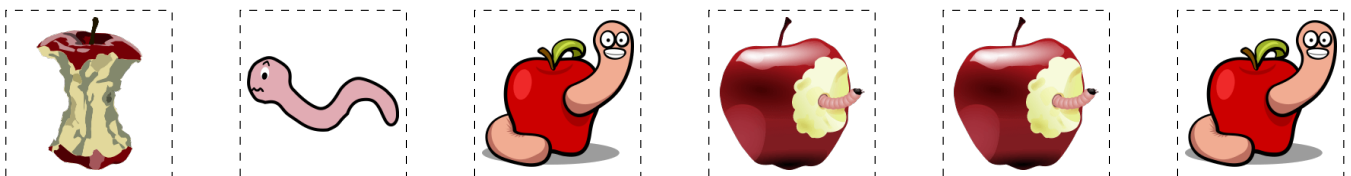
5.



6.



Cut-outs









Images from Openclipart.org

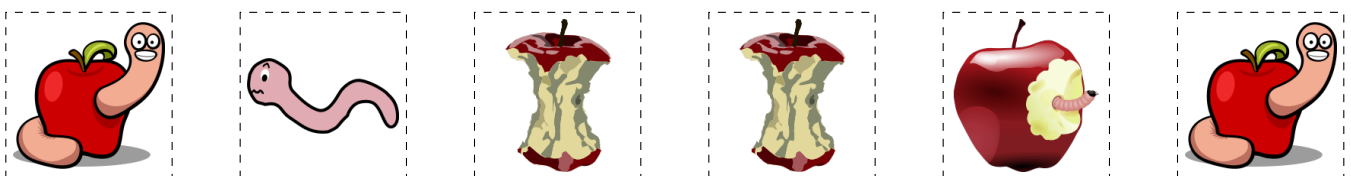
Math-Drills.com

Apples and Worms Picture Patterns (G)

Cut and paste a picture that continues each pattern.









Cut-outs

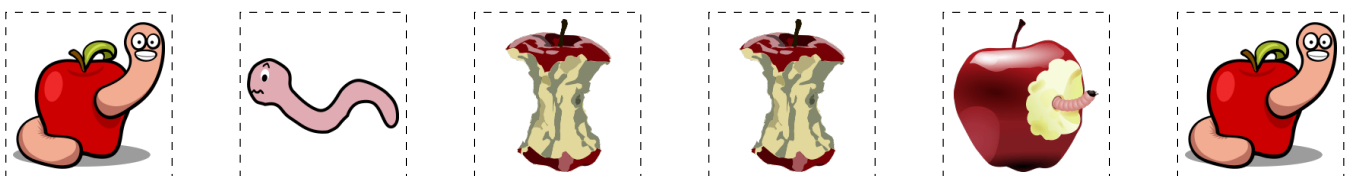


Apples and Worms Picture Patterns (G) Answers

Cut and paste a picture that continues each pattern.



Cut-outs









Images from Openclipart.org

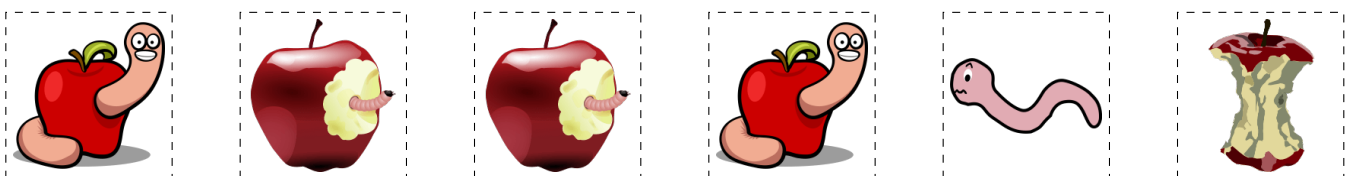
Math-Drills.com

Apples and Worms Picture Patterns (H)

Cut and paste a picture that continues each pattern.



Cut-outs








Images from Openclipart.org

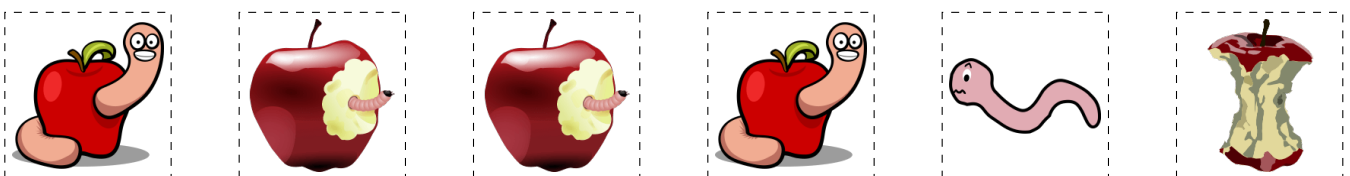
Math-Drills.com

Apples and Worms Picture Patterns (H) Answers

Cut and paste a picture that continues each pattern.



Cut-outs







Images from Openclipart.org

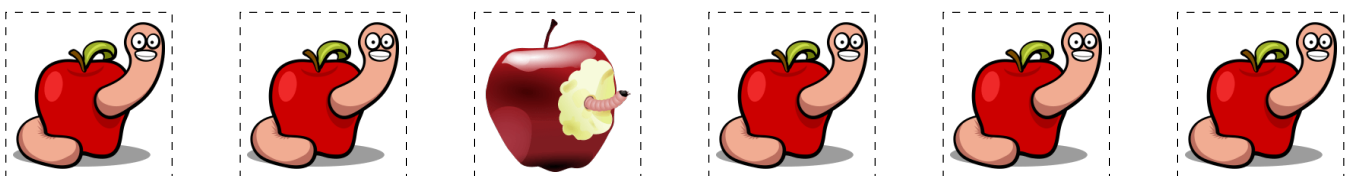
Math-Drills.com

Apples and Worms Picture Patterns (I)

Cut and paste a picture that continues each pattern.








Cut-outs

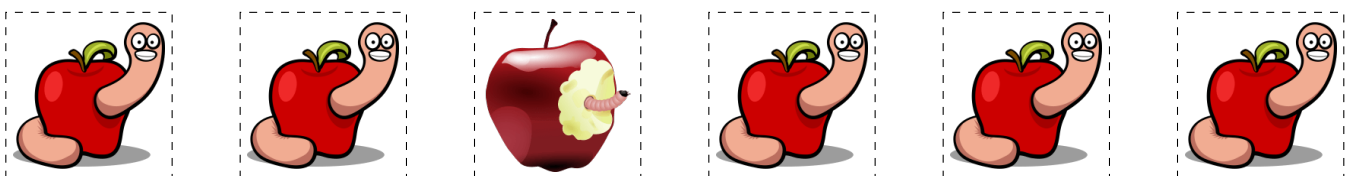


Apples and Worms Picture Patterns (I) Answers

Cut and paste a picture that continues each pattern.



Cut-outs









Images from Openclipart.org

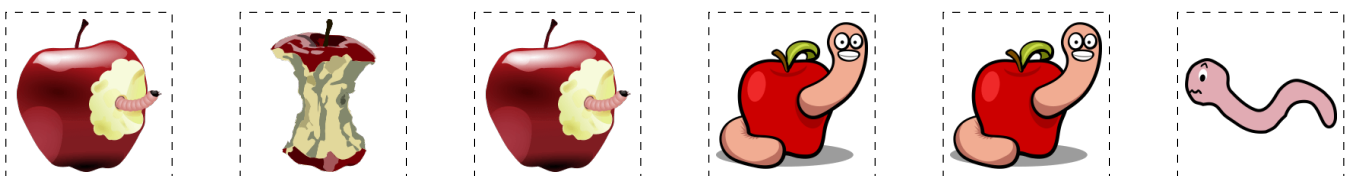
Math-Drills.com

Apples and Worms Picture Patterns (J)

Cut and paste a picture that continues each pattern.



Cut-outs


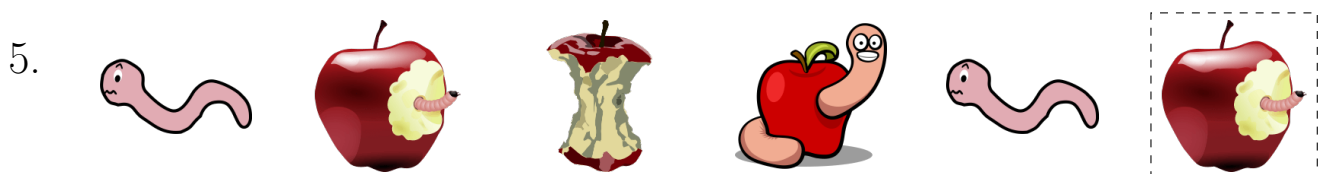






Images from Openclipart.org

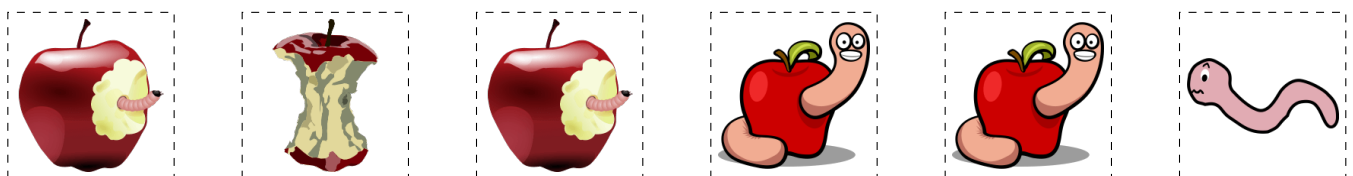
Math-Drills.com

Apples and Worms Picture Patterns (J) Answers

Cut and paste a picture that continues each pattern.



Cut-outs



Images from Openclipart.org

Math-Drills.com