




Apples and Worms Picture Patterns (F)

Cut and paste a picture that continues each pattern.

1.




2.



3.



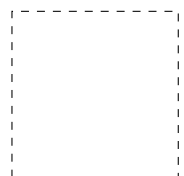

4.



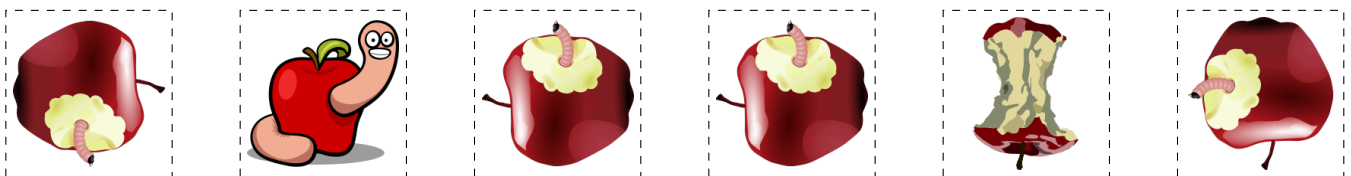
5.



6.



Cut-outs




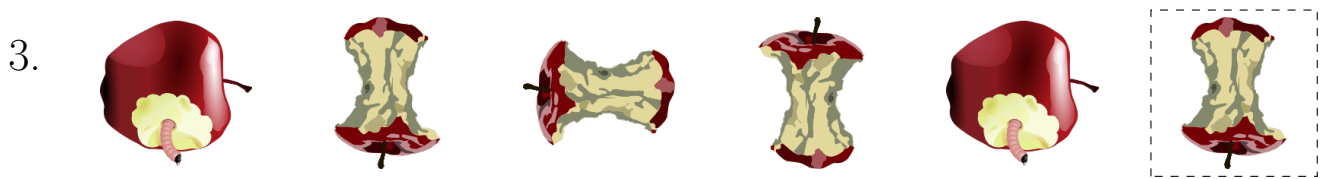




Images from Openclipart.org

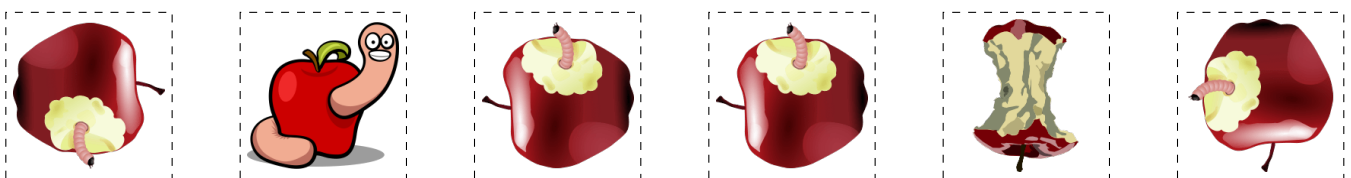
Math-Drills.com

Apples and Worms Picture Patterns (F) Answers

Cut and paste a picture that continues each pattern.



Cut-outs



Images from Openclipart.org

Math-Drills.com