



Apples and Worms Picture Patterns (E)

Cut and paste a picture that continues each pattern.

1.



2.



3.



4.



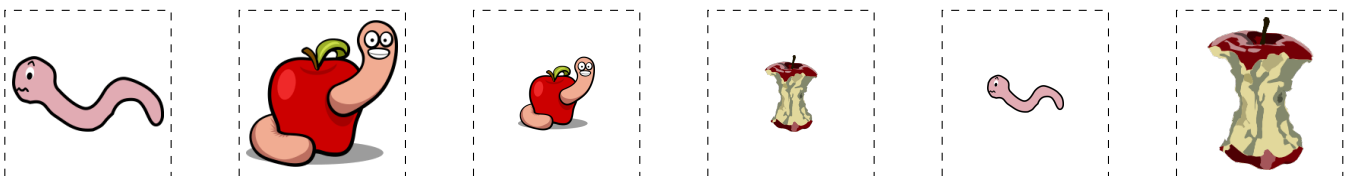
5.



6.




Cut-outs




Apples and Worms Picture Patterns (E) Answers

Cut and paste a picture that continues each pattern.

1.




2.



3.



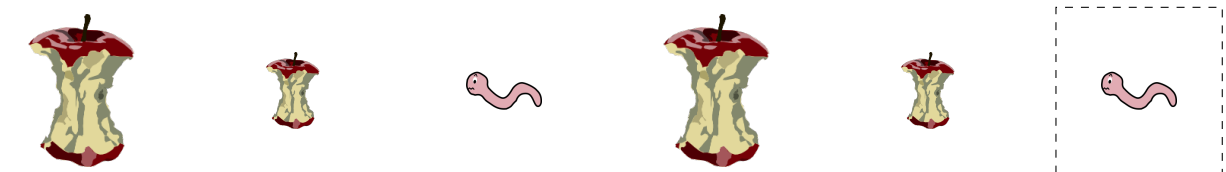
4.



5.



6.



Cut-outs

