



















# Apples and Worms Picture Patterns (G)

Cut and paste a picture that continues each pattern.







1.      

2.      

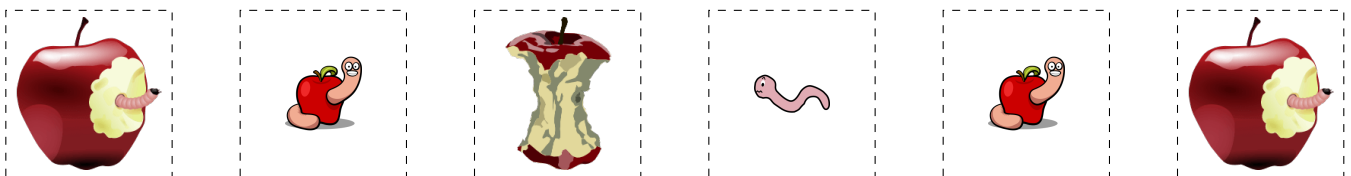
3.      

4.      

5.      

6.      

## Cut-outs



Images from [Openclipart.org](http://Openclipart.org)

Math-Drills.com