





Apples and Worms Picture Patterns (F)

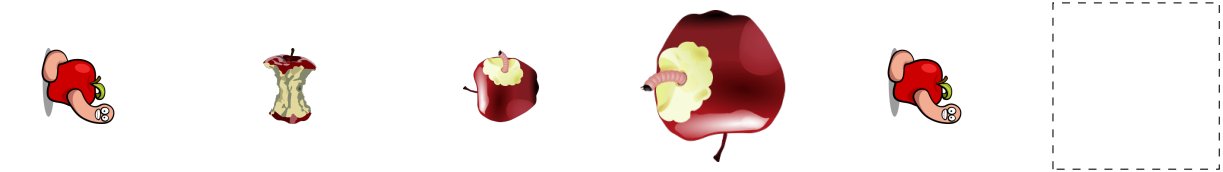
Cut and paste a picture that continues each pattern.


1. 

2. 

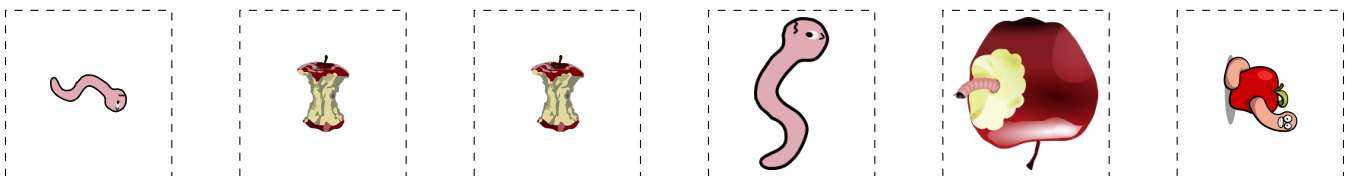
3. 

4. 

5. 






6. 

Cut-outs

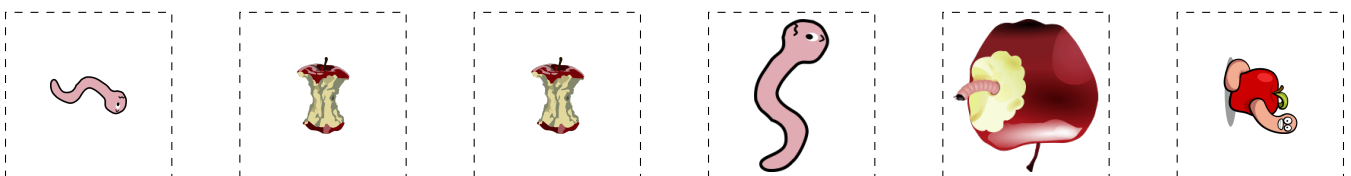


Apples and Worms Picture Patterns (F) Answers

Cut and paste a picture that continues each pattern.



Cut-outs



Images from Openclipart.org

Math-Drills.com