

# Apples and Worms Picture Patterns (G)

Cut and paste a picture that continues each pattern.


1.





2.



3.



4.




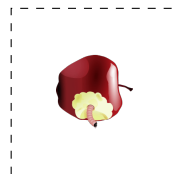
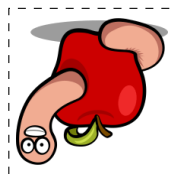


5.



6.



Cut-outs



Images from Openclipart.org

Math-Drills.com