


Apples and Worms Picture Patterns (C)

Cut and paste a picture that continues each pattern.

1.




2.



3.



4.






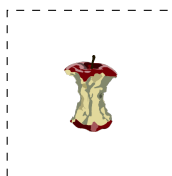

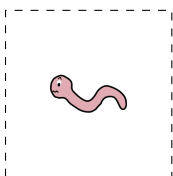
5.



6.



Cut-outs




Images from Openclipart.org

Math-Drills.com


Apples and Worms Picture Patterns (C) Answers

Cut and paste a picture that continues each pattern.


1.




2.




3.



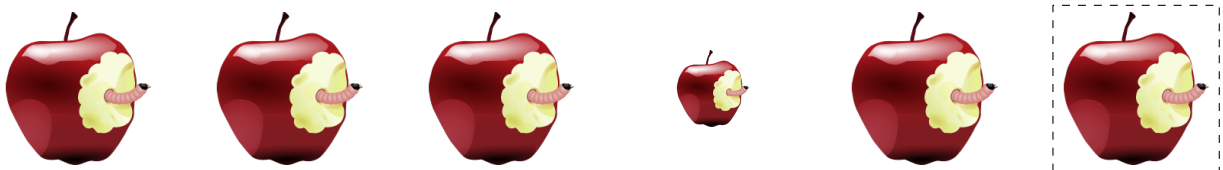
4.



5.



6.



Cut-outs

