

# Apples and Worms Picture Patterns (B)

Cut and paste a picture that continues each pattern.

1.



2.




3.




4.




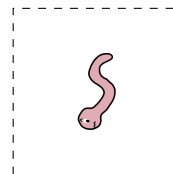
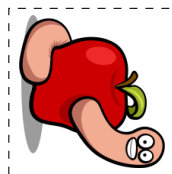
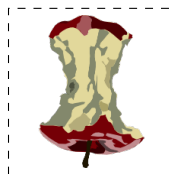


5.



6.



Cut-outs




Images from [Openclipart.org](http://Openclipart.org)

Math-Drills.com

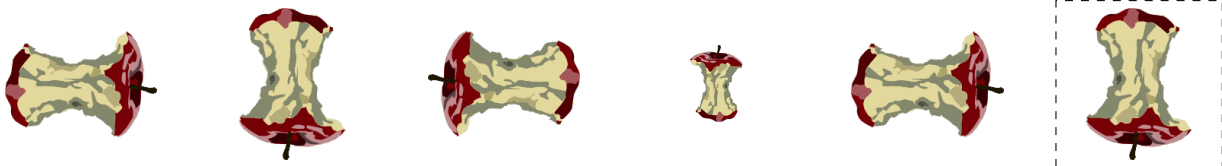
# Apples and Worms Picture Patterns (B) Answers

Cut and paste a picture that continues each pattern.

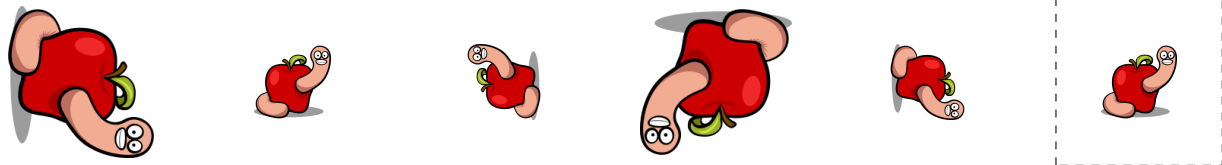
1.




2.




3.




4.



5.



6.



Cut-outs

