


Apples and Worms Picture Patterns (E)

Cut and paste a picture that continues each pattern.

1.




2.



3.




4.



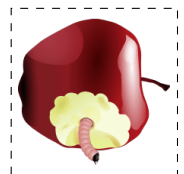
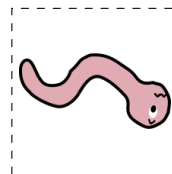


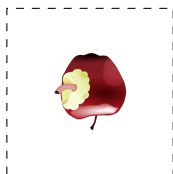

5.



6.



Cut-outs



Images from Openclipart.org

Math-Drills.com