

Apples and Worms Picture Patterns (G)

Cut and paste a picture that continues each pattern.

1.



2.



3.



4.



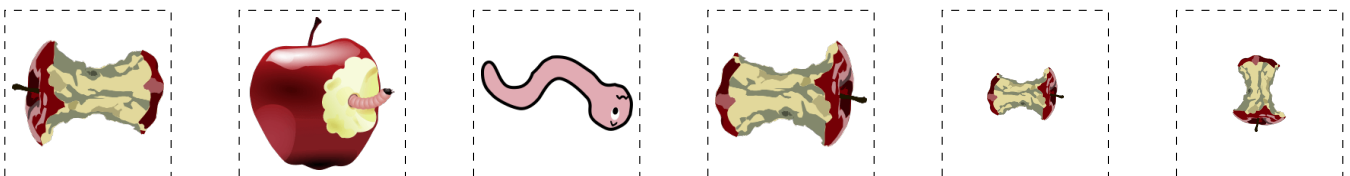
5.



6.




Cut-outs



Apples and Worms Picture Patterns (G) Answers

Cut and paste a picture that continues each pattern.


1.



2.



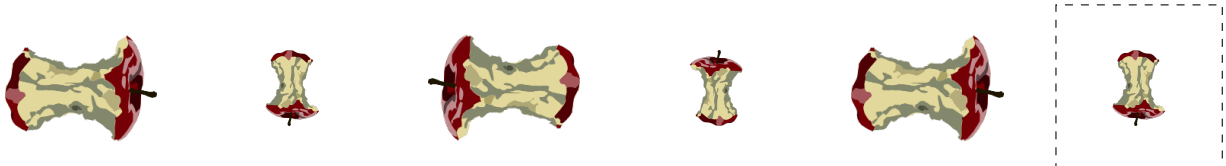
3.



4.



5.



6.



Cut-outs

