



















Back to School Picture Patterns (A)







Cut and paste a picture that continues each pattern.







1.      

2.      


3.      

4.      

5.      

6.      

Cut-outs




Images from Openclipart.org

Math-Drills.com


Back to School Picture Patterns (A) Answers

Cut and paste a picture that continues each pattern.


1.




2.




3.




4.




5.



6.



Cut-outs



Images from Openclipart.org

Math-Drills.com