

## Back to School Picture Patterns (C)

Cut and paste a picture that continues each pattern.

1.




2.



3.



4.







5.



6.



Cut-outs



Images from Openclipart.org

Math-Drills.com

# Back to School Picture Patterns (C) Answers

Cut and paste a picture that continues each pattern.

1.



2.



3.



4.





5.



6.



Cut-outs



Images from Openclipart.org

Math-Drills.com