


Back to School Picture Patterns (G)

Cut and paste a picture that continues each pattern.

1.




2.




3.



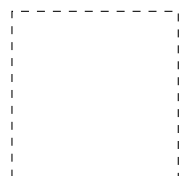
4.






5.



6.




Cut-outs




Back to School Picture Patterns (G) Answers

Cut and paste a picture that continues each pattern.


1.




2.




3.




4.



5.



6.



Cut-outs

