







Back to School Picture Patterns (A)

Cut and paste a picture that continues each pattern.



Cut-outs




Images from Openclipart.org

Math-Drills.com


Back to School Picture Patterns (A) Answers

Cut and paste a picture that continues each pattern.


1.




2.




3.




4.




5.



6.



Cut-outs



Images from Openclipart.org

Math-Drills.com

Back to School Picture Patterns (B)

Cut and paste a picture that continues each pattern.

1.      

2.      

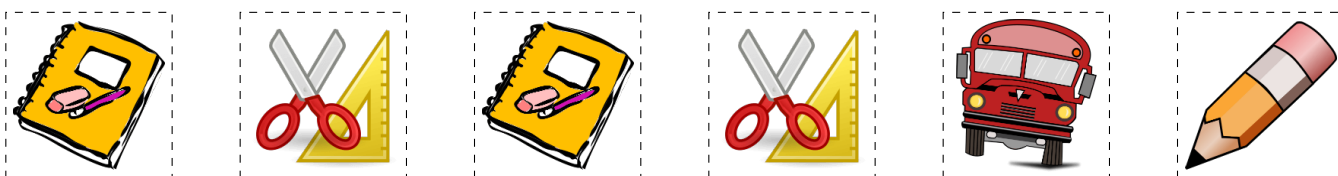
3.      

4.      

5.      







6.      

Cut-outs




Back to School Picture Patterns (B) Answers

Cut and paste a picture that continues each pattern.















Cut-outs















Back to School Picture Patterns (C)







Cut and paste a picture that continues each pattern.







1.      

2.      


3.      

4.      

5.      


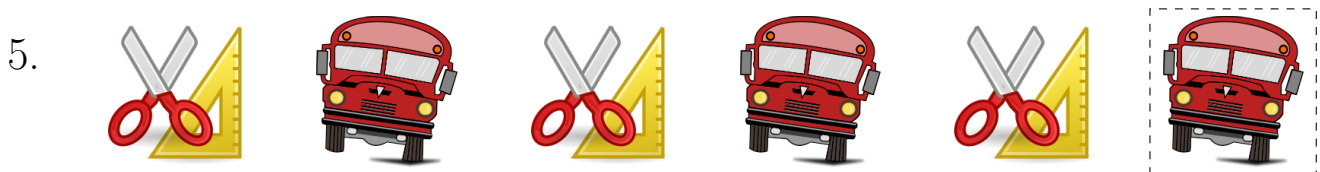




6.      

Cut-outs




Back to School Picture Patterns (C) Answers

Cut and paste a picture that continues each pattern.



Cut-outs




Images from Openclipart.org

Math-Drills.com

Back to School Picture Patterns (D)

Cut and paste a picture that continues each pattern.

1.



2.



3.



4.







5.



6.








Cut-outs




Back to School Picture Patterns (D) Answers

Cut and paste a picture that continues each pattern.



Cut-outs



Back to School Picture Patterns (E)

Cut and paste a picture that continues each pattern.

1.




2.



3.




4.




5.



6.




Cut-outs



Back to School Picture Patterns (E) Answers

Cut and paste a picture that continues each pattern.


1.




2.




3.




4.




5.



6.




Cut-outs



Back to School Picture Patterns (F)

Cut and paste a picture that continues each pattern.

1.



2.



3.




4.








5.



6.









Cut-outs




Back to School Picture Patterns (F) Answers

Cut and paste a picture that continues each pattern.



Cut-outs




Images from Openclipart.org

Math-Drills.com

Back to School Picture Patterns (G)

Cut and paste a picture that continues each pattern.

1.




2.



3.




4.





5.



6.




Cut-outs




Back to School Picture Patterns (G) Answers

Cut and paste a picture that continues each pattern.


1.



2.




3.




4.




5.



6.




Cut-outs



Back to School Picture Patterns (H)

Cut and paste a picture that continues each pattern.

1.



2.



3.



4.






5.



6.



Cut-outs





Images from Openclipart.org


Math-Drills.com

Back to School Picture Patterns (H) Answers

Cut and paste a picture that continues each pattern.



Cut-outs



Images from Openclipart.org

Math-Drills.com

Back to School Picture Patterns (I)

Cut and paste a picture that continues each pattern.

1.



2.



3.



4.



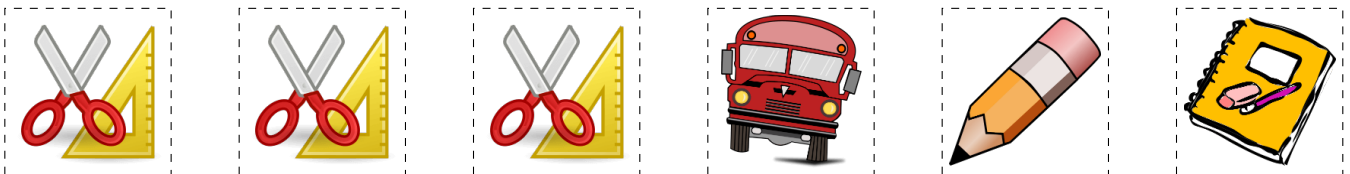
5.



6.









Cut-outs

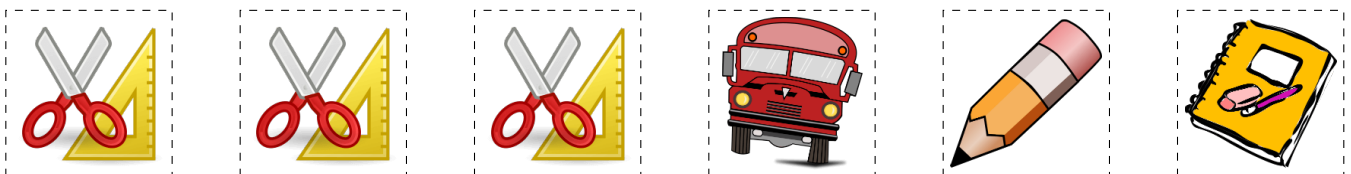


Back to School Picture Patterns (I) Answers

Cut and paste a picture that continues each pattern.



Cut-outs



Images from Openclipart.org

Math-Drills.com

Back to School Picture Patterns (J)

Cut and paste a picture that continues each pattern.

1.



2.



3.



4.




5.



6.



Cut-outs




Images from Openclipart.org

Math-Drills.com


Back to School Picture Patterns (J) Answers

Cut and paste a picture that continues each pattern.


1.




2.




3.




4.




5.



6.



Cut-outs



Images from Openclipart.org

Math-Drills.com