



















Back to School Picture Patterns (C)







Cut and paste a picture that continues each pattern.



1.      

2.      


3.      

4.      

5.      






6.      

Cut-outs



Back to School Picture Patterns (C) Answers

Cut and paste a picture that continues each pattern.



Cut-outs

