

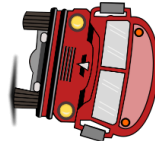
# Back to School Picture Patterns (E)

Cut and paste a picture that continues each pattern.

1.



2.



3.




4.





5.



6.



Cut-outs



Images from [Openclipart.org](http://Openclipart.org)

Math-Drills.com