

Back to School Picture Patterns (B)

Cut and paste a picture that continues each pattern.

1.



2.



3.




4.




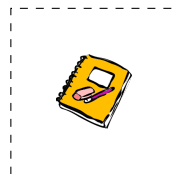


5.



6.



Cut-outs



Back to School Picture Patterns (B) Answers

Cut and paste a picture that continues each pattern.


1.



2.




3.



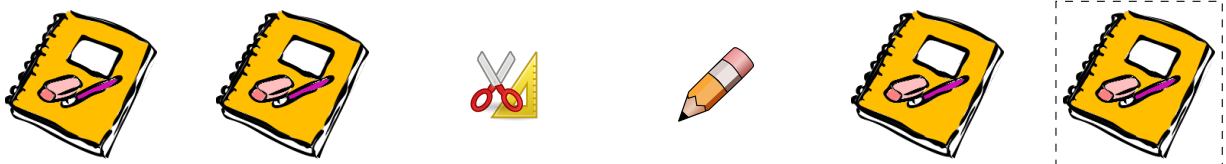
4.



5.



6.



Cut-outs

