


Back to School Picture Patterns (D)

Cut and paste a picture that continues each pattern.

1.



2.



3.




4.



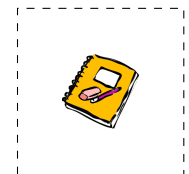
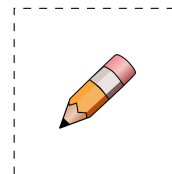

5.



6.



Cut-outs




Images from Openclipart.org

Math-Drills.com


Back to School Picture Patterns (D) Answers

Cut and paste a picture that continues each pattern.


1.




2.



3.



4.



5.



6.



Cut-outs

