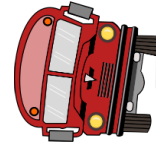


Back to School Picture Patterns (B)

Cut and paste a picture that continues each pattern.

1.




2.



3.




4.



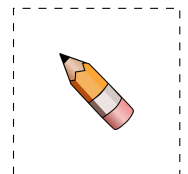



5.



6.



Cut-outs





Images from Openclipart.org

Math-Drills.com

Back to School Picture Patterns (B) Answers

Cut and paste a picture that continues each pattern.



Cut-outs

