



# Back to School Picture Patterns (E)

Cut and paste a picture that continues each pattern.

1.




2.




3.




4.



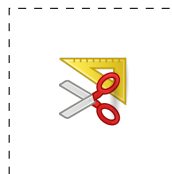

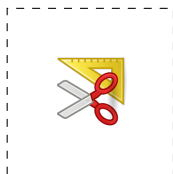
5.



6.



## Cut-outs



Images from [Openclipart.org](http://Openclipart.org)

Math-Drills.com