

# Back to School Picture Patterns (I)

Cut and paste a picture that continues each pattern.

1.




2.



3.



4.



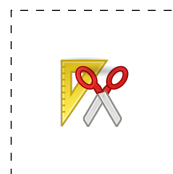
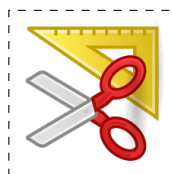

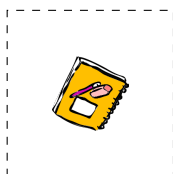

5.



6.



Cut-outs



Images from Openclipart.org

Math-Drills.com


# Back to School Picture Patterns (I) Answers

Cut and paste a picture that continues each pattern.

1.



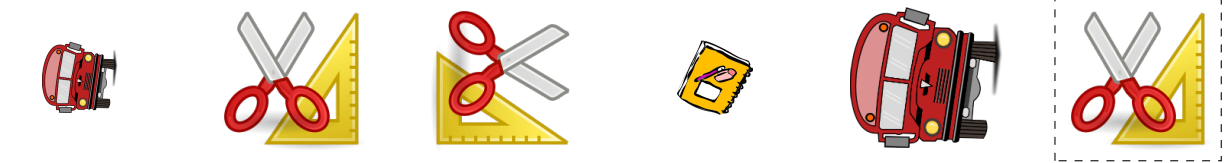
2.




3.




4.



5.



6.



Cut-outs

