

# Back to School Picture Patterns (D)

Cut and paste a picture that continues each pattern.

1.



2.



3.



4.




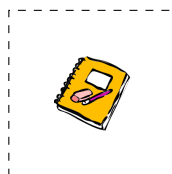


5.



6.



Cut-outs



Images from [Openclipart.org](http://Openclipart.org)

Math-Drills.com

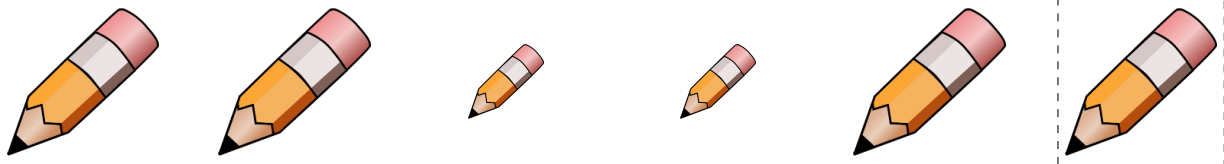
# Back to School Picture Patterns (D) Answers

Cut and paste a picture that continues each pattern.


1.




2.




3.




4.



5.



6.



Cut-outs

