

# Back to School Picture Patterns (I)

Cut and paste a picture that continues each pattern.

1.




2.



3.




4.



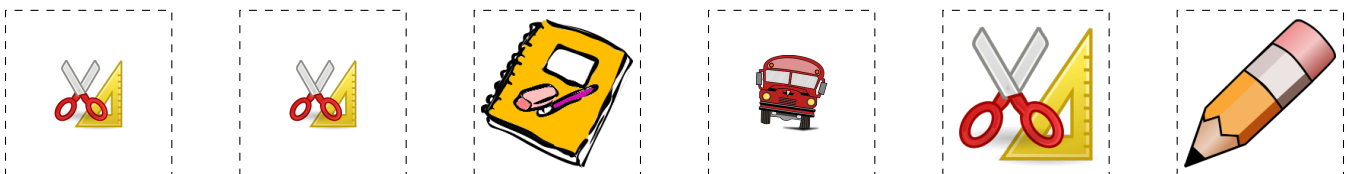
5.



6.



Cut-outs



# Back to School Picture Patterns (I) Answers

Cut and paste a picture that continues each pattern.


1.




2.



3.




4.



5.



6.



Cut-outs

