

Back to School Picture Patterns (J)

Cut and paste a picture that continues each pattern.

1.



2.



3.



4.



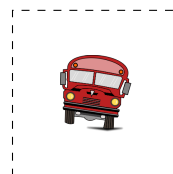
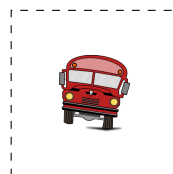


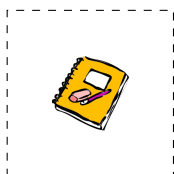

5.



6.



Cut-outs



Images from Openclipart.org

Math-Drills.com