

Back to School Picture Patterns (C)

Cut and paste a picture that continues each pattern.

1.



2.



3.




4.



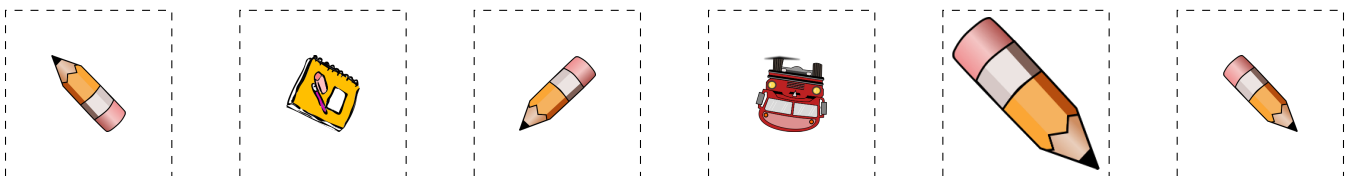
5.



6.



Cut-outs




Back to School Picture Patterns (C) Answers

Cut and paste a picture that continues each pattern.


1.




2.




3.



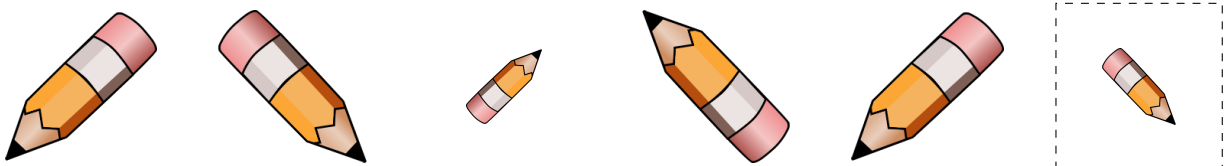
4.



5.



6.



Cut-outs

