


# Back to School Picture Patterns (D)

Cut and paste a picture that continues each pattern.

1.




2.



3.



4.




5.



6.



Cut-outs



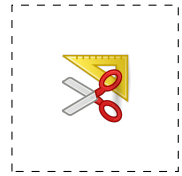
Images from Openclipart.org

Math-Drills.com



# Back to School Picture Patterns (D) Answers

Cut and paste a picture that continues each pattern.

1.




2.




3.



4.



5.



6.



Cut-outs

