

# Back to School Picture Patterns (F)

Cut and paste a picture that continues each pattern.

1.




2.



3.




4.



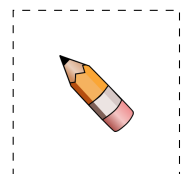
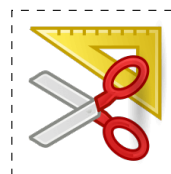

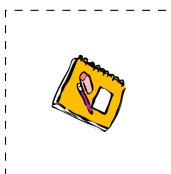
5.



6.



Cut-outs



Images from [Openclipart.org](http://Openclipart.org)

[Math-Drills.com](http://Math-Drills.com)

# Back to School Picture Patterns (F) Answers

Cut and paste a picture that continues each pattern.


1.




2.




3.



4.



5.



6.



Cut-outs

