


# Back to School Picture Patterns (A)

Cut and paste a picture that continues each pattern.

1.



2.



3.




4.



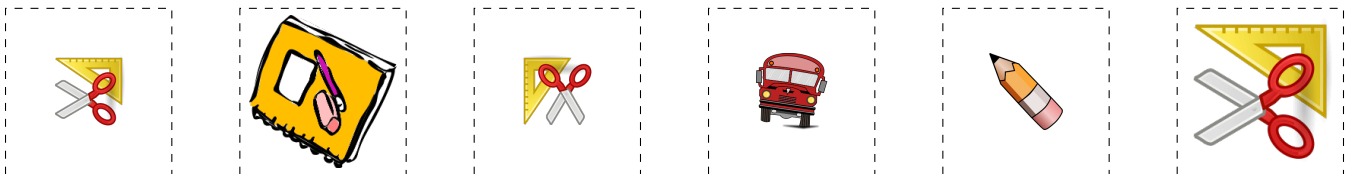
5.



6.




Cut-outs



# Back to School Picture Patterns (A) Answers

Cut and paste a picture that continues each pattern.

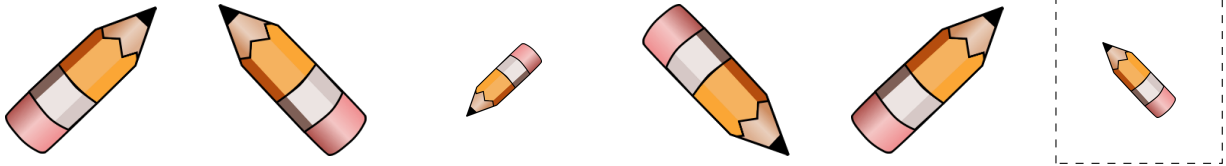
1.



2.



3.



4.



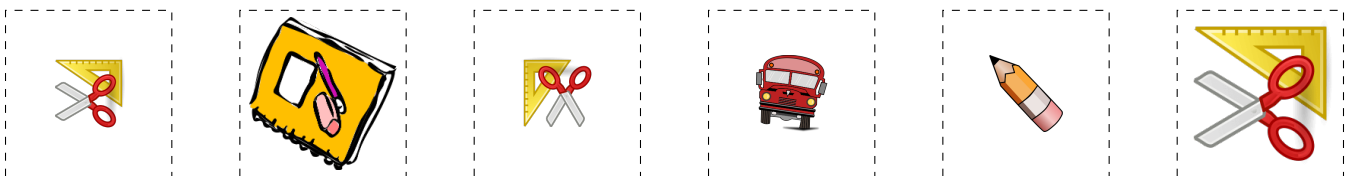
5.



6.




Cut-outs



# Back to School Picture Patterns (B)

Cut and paste a picture that continues each pattern.

1.




2.



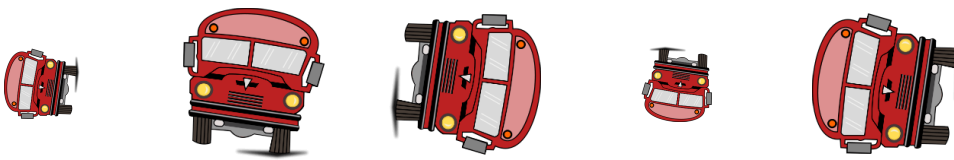
3.




4.



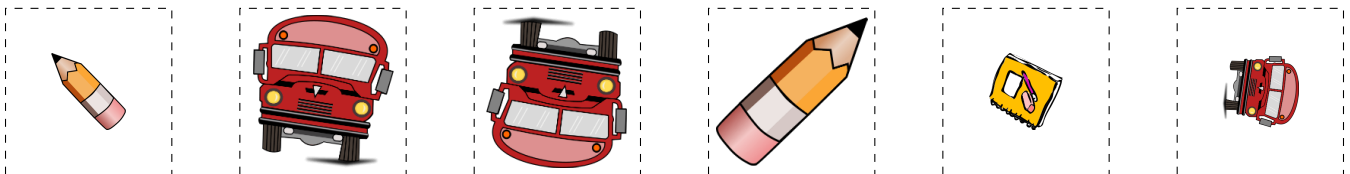
5.



6.



Cut-outs




Images from [Openclipart.org](http://Openclipart.org)

Math-Drills.com


# Back to School Picture Patterns (B) Answers

Cut and paste a picture that continues each pattern.

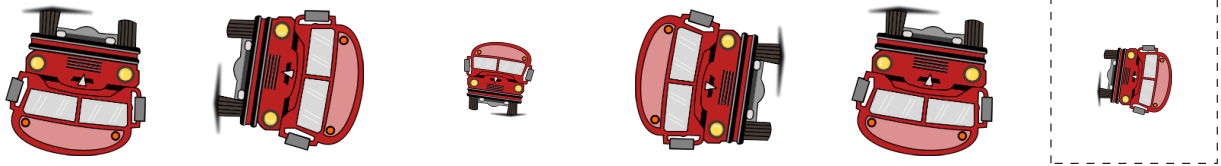
1.



2.



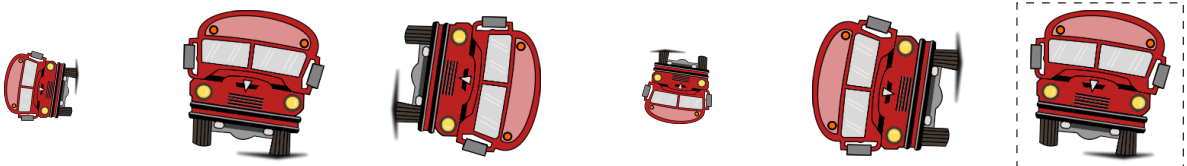
3.



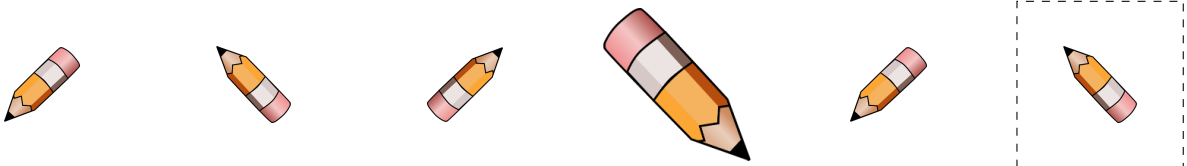
4.



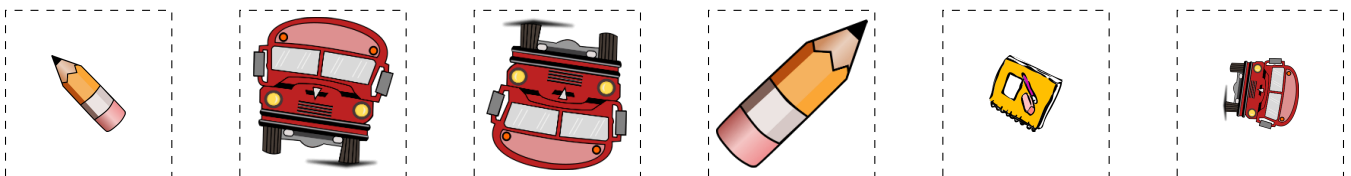
5.



6.



Cut-outs



Images from [Openclipart.org](http://Openclipart.org)

Math-Drills.com


# Back to School Picture Patterns (C)

Cut and paste a picture that continues each pattern.

1.



2.



3.




4.



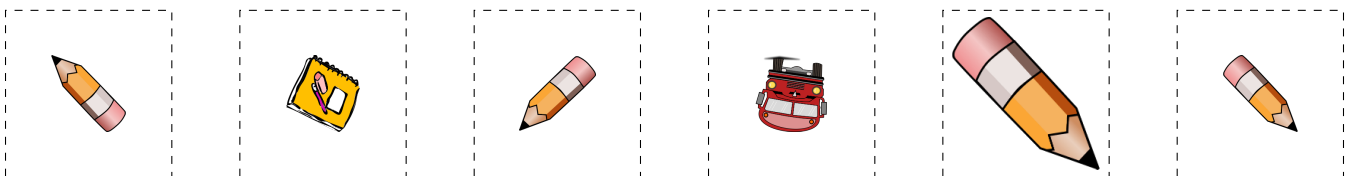
5.



6.



Cut-outs



Images from [Openclipart.org](http://Openclipart.org)

Math-Drills.com


# Back to School Picture Patterns (C) Answers

Cut and paste a picture that continues each pattern.


1.



2.



3.



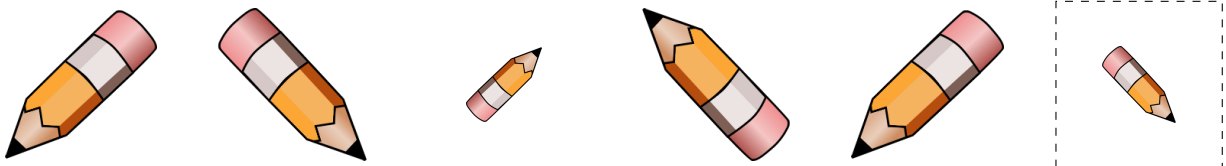
4.



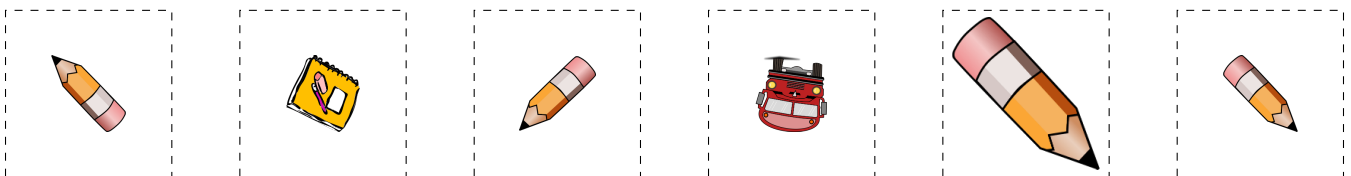
5.



6.




Cut-outs



# Back to School Picture Patterns (D)

Cut and paste a picture that continues each pattern.

1.



2.



3.




4.







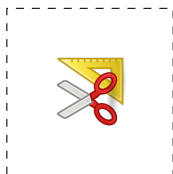

5.



6.



Cut-outs



Images from [Openclipart.org](http://Openclipart.org)


Math-Drills.com



# Back to School Picture Patterns (D) Answers

Cut and paste a picture that continues each pattern.

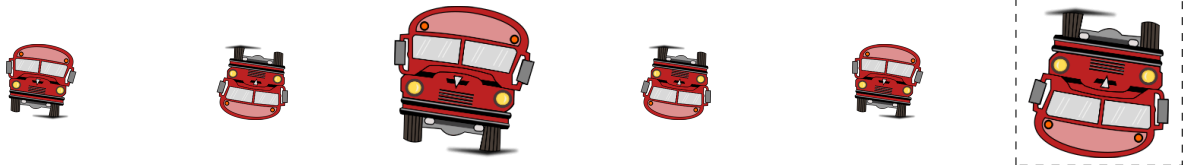
1.



2.



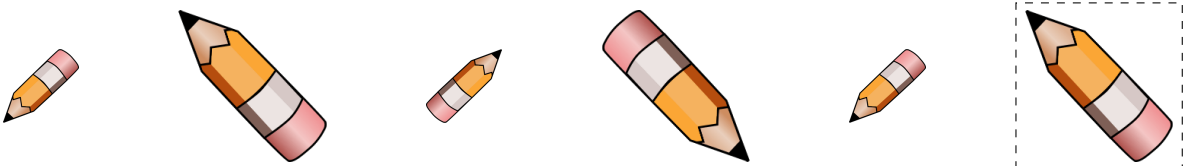
3.



4.



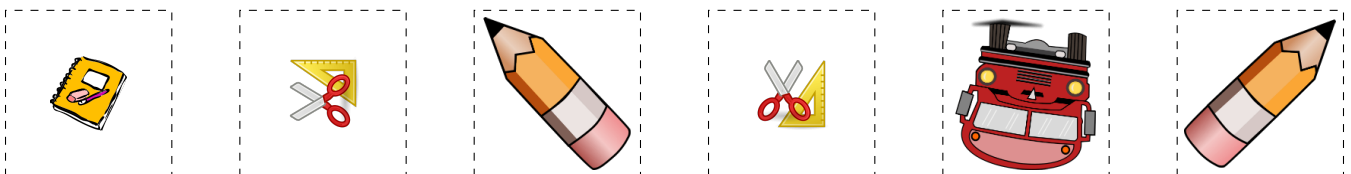
5.



6.



Cut-outs



Images from [Openclipart.org](http://Openclipart.org)

Math-Drills.com



# Back to School Picture Patterns (E)

Cut and paste a picture that continues each pattern.

1.



2.



3.




4.



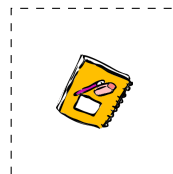

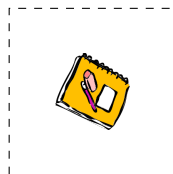
5.



6.



Cut-outs




Images from [Openclipart.org](http://Openclipart.org)

Math-Drills.com

# Back to School Picture Patterns (E) Answers

Cut and paste a picture that continues each pattern.


1.




2.




3.



4.



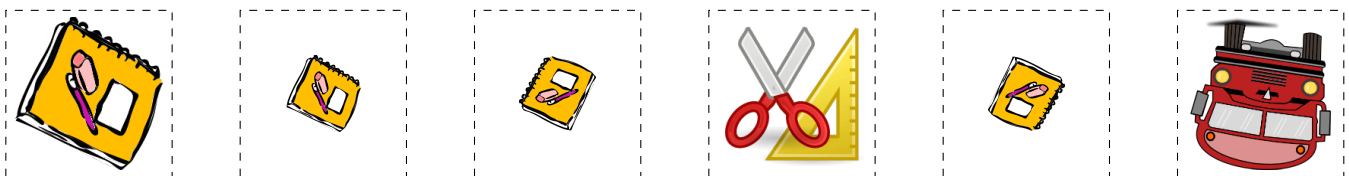
5.



6.



Cut-outs



# Back to School Picture Patterns (F)

Cut and paste a picture that continues each pattern.

1.




2.




3.




4.




5.



6.



## Cut-outs



# Back to School Picture Patterns (F) Answers

Cut and paste a picture that continues each pattern.


1.



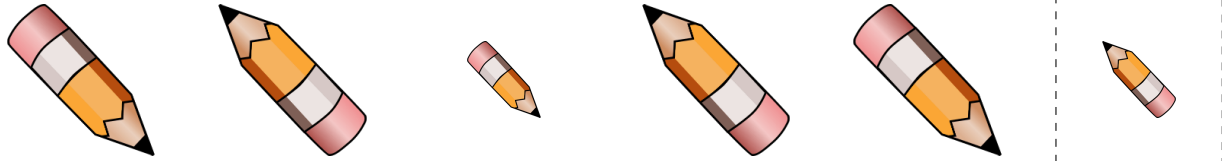
2.



3.



4.




5.



6.



Cut-outs




# Back to School Picture Patterns (G)

Cut and paste a picture that continues each pattern.

1.



2.



3.




4.





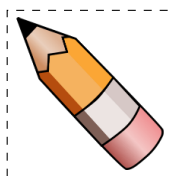
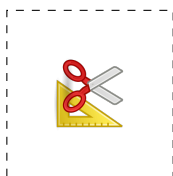

5.



6.



Cut-outs




Images from [Openclipart.org](http://Openclipart.org)

Math-Drills.com

# Back to School Picture Patterns (G) Answers

Cut and paste a picture that continues each pattern.


1.



2.



3.



4.



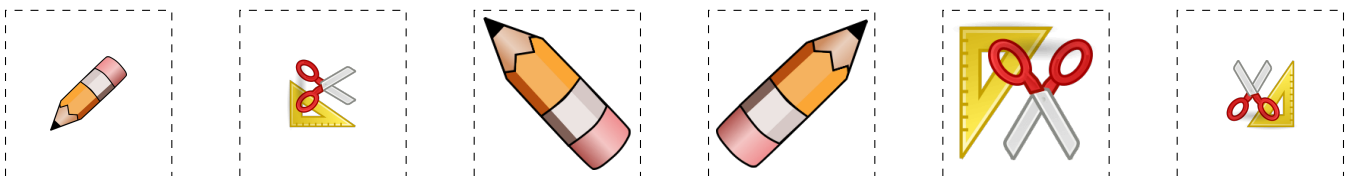
5.



6.



Cut-outs



Images from [Openclipart.org](http://Openclipart.org)

Math-Drills.com



# Back to School Picture Patterns (H)

Cut and paste a picture that continues each pattern.

1.




2.



3.




4.




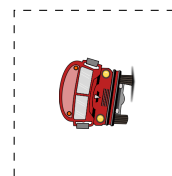
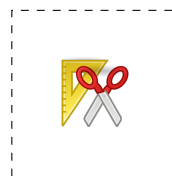

5.



6.



## Cut-outs

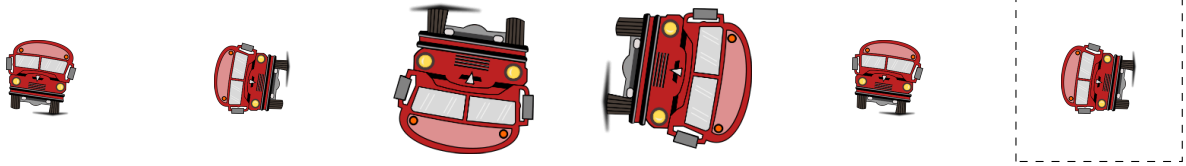




# Back to School Picture Patterns (H) Answers

Cut and paste a picture that continues each pattern.


1.




2.



3.



4.



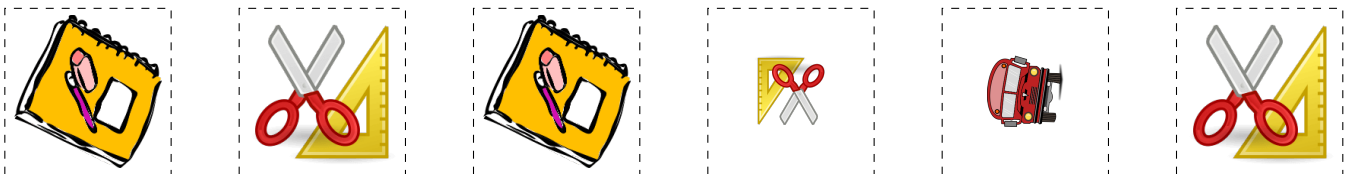
5.



6.



Cut-outs



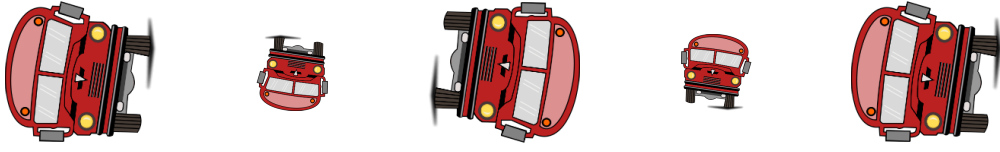
Images from [Openclipart.org](http://Openclipart.org)

Math-Drills.com

# Back to School Picture Patterns (I)

Cut and paste a picture that continues each pattern.

1.




2.




3.




4.




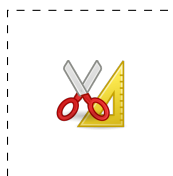
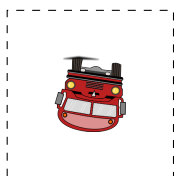
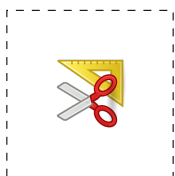
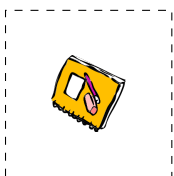
5.



6.



Cut-outs



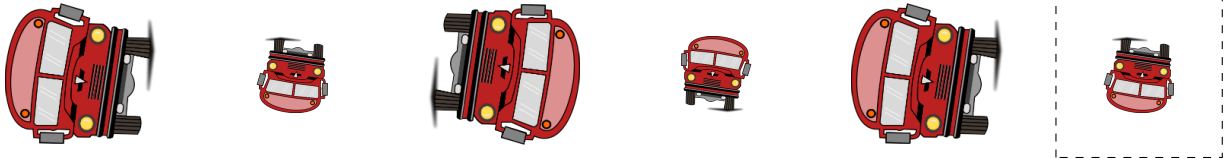
Images from [Openclipart.org](http://Openclipart.org)

Math-Drills.com

# Back to School Picture Patterns (I) Answers

Cut and paste a picture that continues each pattern.

1.




2.



3.



4.



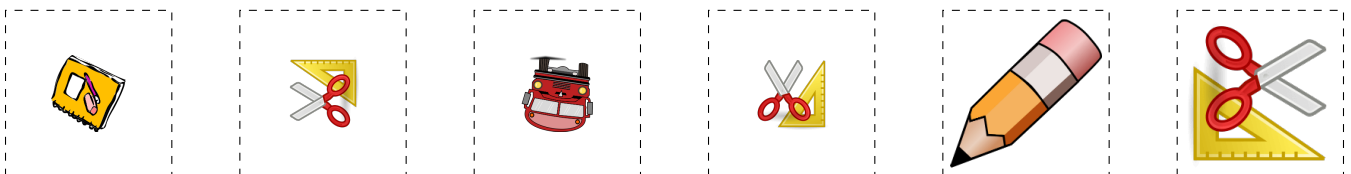
5.



6.



Cut-outs



Images from [Openclipart.org](http://Openclipart.org)

Math-Drills.com

# Back to School Picture Patterns (J)

Cut and paste a picture that continues each pattern.

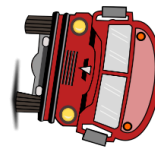
1.





2.



3.




4.



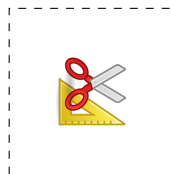
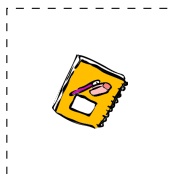

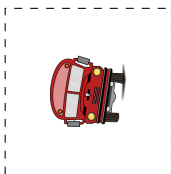
5.



6.



Cut-outs



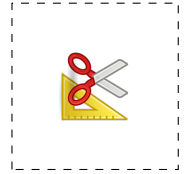
Images from [Openclipart.org](http://Openclipart.org)

Math-Drills.com


# Back to School Picture Patterns (J) Answers

Cut and paste a picture that continues each pattern.

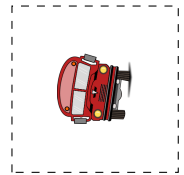
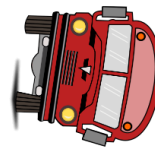
1.




2.




3.



4.



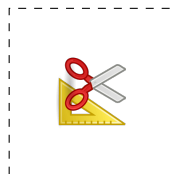

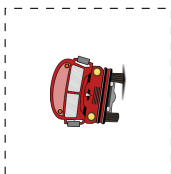
5.



6.



Cut-outs



Images from [Openclipart.org](http://Openclipart.org)

Math-Drills.com