

# Fruits Picture Patterns (A)

Cut and paste a picture that continues each pattern.

1.



2.



3.



4.







5.



6.



## Cut-outs



Images from [Openclipart.org](http://Openclipart.org)

Math-Drills.com