


Fruits Picture Patterns (D)

Cut and paste a picture that continues each pattern.

1.




2.



3.



4.




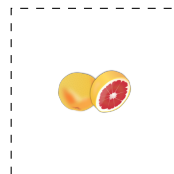

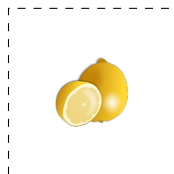
5.



6.



Cut-outs









Images from Openclipart.org

Math-Drills.com





Fruits Picture Patterns (D) Answers







Cut and paste a picture that continues each pattern.







1.      

2.      

3.      

4.      

5.      

6.      

Cut-outs

