



Fruits Picture Patterns (F)

Cut and paste a picture that continues each pattern.

1.





2.



3.




4.






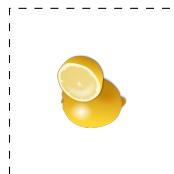
5.



6.



Cut-outs






Images from Openclipart.org

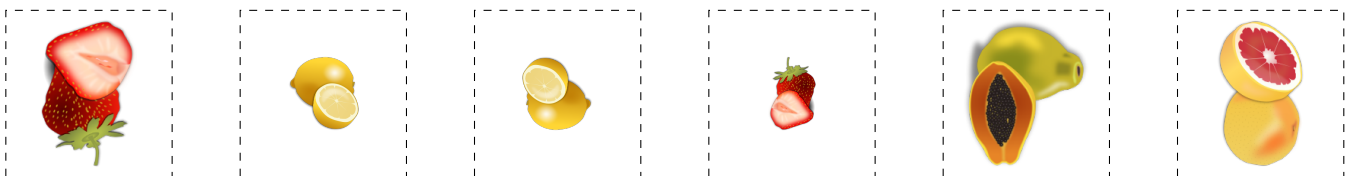
Math-Drills.com

Fruits Picture Patterns (F) Answers

Cut and paste a picture that continues each pattern.



Cut-outs



Images from Openclipart.org