



# Fall Leaves Picture Patterns (A)

Cut and paste a picture that continues each pattern.

1.



2.



3.



4.




5.



6.



## Cut-outs



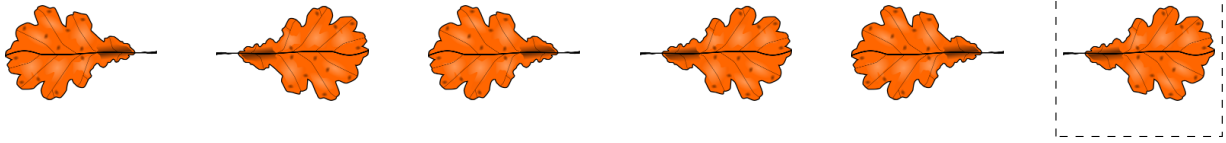
Images from [Openclipart.org](http://Openclipart.org)

Math-Drills.com


# Fall Leaves Picture Patterns (A) Answers

Cut and paste a picture that continues each pattern.

1.



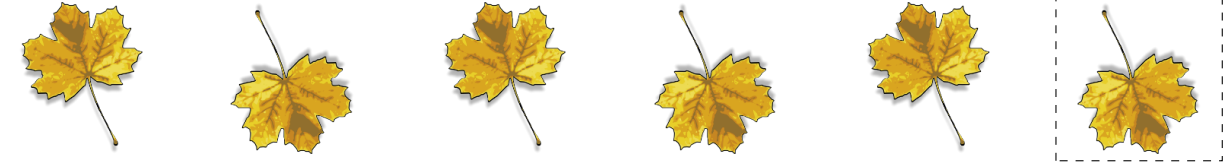
2.



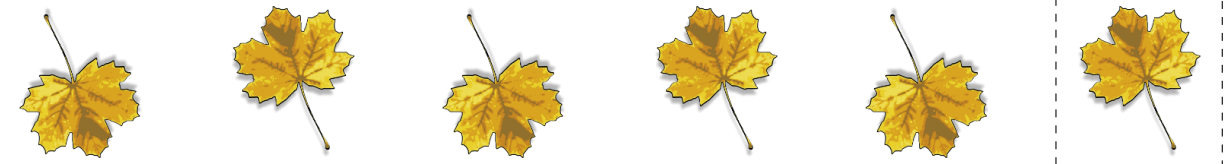
3.



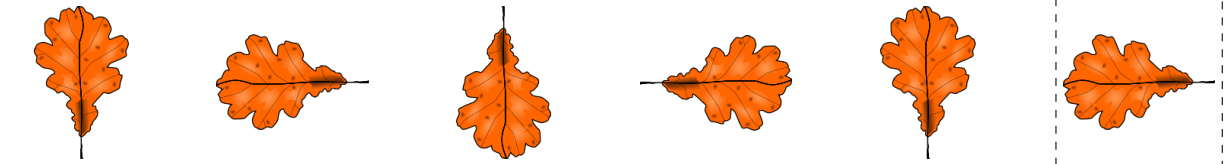
4.



5.



6.



Cut-outs

