


Fall Leaves Picture Patterns (E)

Cut and paste a picture that continues each pattern.

1.




2.



3.



4.



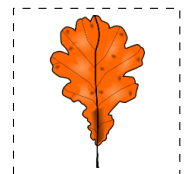
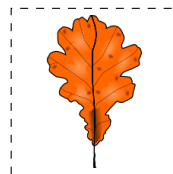


5.



6.



Cut-outs




Images from Openclipart.org

Math-Drills.com

Fall Leaves Picture Patterns (E) Answers

Cut and paste a picture that continues each pattern.

1.



2.




3.



4.



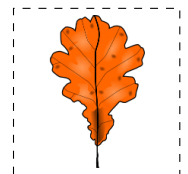
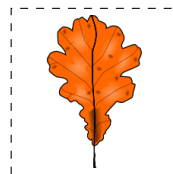


5.



6.



Cut-outs



Images from Openclipart.org

Math-Drills.com