













# Fall Leaves Picture Patterns (F)

Cut and paste a picture that continues each pattern.

1.      

2.      


3.      

4.      

5.      



6.      

## Cut-outs




# Fall Leaves Picture Patterns (F) Answers

Cut and paste a picture that continues each pattern.



Cut-outs



Images from [Openclipart.org](http://Openclipart.org)

Math-Drills.com