

Fall Leaves Picture Patterns (I)

Cut and paste a picture that continues each pattern.

1.



2.



3.



4.




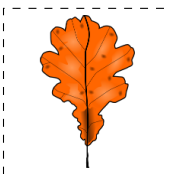
5.



6.



Cut-outs




Images from [Openclipart.org](https://openclipart.org/)

Math-Drills.com

Fall Leaves Picture Patterns (I) Answers

Cut and paste a picture that continues each pattern.


1.




2.




3.




4.




5.



6.



Cut-outs



Images from [Openclipart.org](https://openclipart.org/)

Math-Drills.com