















Fall Leaves Picture Patterns (B)




Cut and paste a picture that continues each pattern.

1.      

2.      


3.      

4.      

5.      





6.      

Cut-outs



Fall Leaves Picture Patterns (B) Answers

Cut and paste a picture that continues each pattern.



Cut-outs

