

Fall Leaves Picture Patterns (D)

Cut and paste a picture that continues each pattern.

1.



2.




3.




4.







5.



6.



Cut-outs






Images from Openclipart.org


Math-Drills.com

Fall Leaves Picture Patterns (D) Answers

Cut and paste a picture that continues each pattern.



Cut-outs



Images from Openclipart.org

Math-Drills.com